

St. Clair County Rabbit Project Book 2025

This project record book is mandatory for the rabbit participant.

The Project Record Book is required of all rabbit exhibitors in order to show/sell and must be turned in completed to the Fair office by July 1st, by 5pm.

Exhibitor's Name: _____

Name of 4-H Club: _____

Years in 4-H : _____ Years in Project: _____ Age as of 1/1/2025: _____

Entry division is based on the exhibitor's age, not the years in the project.

☐ Novice: Age 8-10 ☐ Young Age 11-12 ☐ Intermediate: Age 13 -14

☐ Junior: Age 15-16 ☐ Senior: Age 17-19

The rabbit feed you use to feed your rabbits is: _____

Signed _____ Date _____ Signed _____

Exhibitor's Signature

4-H Project Leader

Please read all of the Guidelines on page 1

[put this page under the clear cover of your binder]

Attach a photo of you and your
rabbit here

Signatures

***By signing below, I am stating that I am familiar with this work and, to the best of my knowledge, the member completed this record book and the information included in it is correct.*

Title	Signature	Date
Parent		
4-H Rabbit/Cavy Leader		

Rabbit Book Project Book Requirements -

- The Rabbit Project Book is required to be completed to be eligible to show in the Rabbit Project area at the St. Clair County Fair
- Project books should be placed in a white binder no larger than 2", with page 1 under the front overlay. **Attach a fair exhibitor tag to the front of the book, completely filled out.**
- Get required signatures and follow the directions on the top of each page.
- When putting your pages in the binder, put them in the order they are given to you and all pictures and additional information should be placed behind it.
- Do not put the current record book pages in page protectors, but you may put your own additional pages in page protectors.
- Answers are found in the American Rabbit Breeders Association Standard of Perfection, Michigan 4 - H Showmanship Guide or resource listed at top of page.
- **Complete every page in the project book.**
- Do not leave any blank answers. Do what your age group is assigned only - 1 assigned question, left blank is an incomplete book **Incomplete books will not be scored and will receive a C rating.** Books that contain obvious adult contributions or inappropriate content will not be scored. This will make it an INCOMPLETE BOOK. If you have a special need, please see the Rabbit Superintendent before the Book deadline. Please complete the book to the best of your ability.
- **Incomplete or late** project books will not be eligible for Grand or Reserve in rabbit classes at fair. This is in all Rabbit Project Classes at Fair.
- Effort, creativity, correctness and completeness of answers will be used in judging the project record book. **No glitter** - glitter stickers are permitted though.
- **The current project book you completed will be scored,** but you are encouraged to also add other information such as: -Information about your rabbitry housing, feed, breeding, and so on. -Information about your specific breeds -Pictures of your rabbits, you showing your rabbits and so on -General Rabbit Information -Anything rabbit related you would like to include. **Bonus points will be given. If there are ties, there may be interviews,** which will be held Monday of the fair following Rabbit Science interviews. Names will be posted in the barn on Sunday of fair, of those to be interviewed.
- If you have any questions on The Rabbit Project Book please contact Rob or Cathie Usakowski at 810-434-1194 or email at robandcathie@yahoo.com
- **Please visit the St. Clair County Rabbit and Cavy Developmental Committee page on FB, this is where you will find updates, information, tips and more on all the rabbit project areas.**

FEED

Everyone complete

What brand of feed do you use? _____

Do you feed anything beside pellets? If Yes, what? _____

Attach your feed tag below



Glossary Terms


Resource Standard of Perfection
Novice 1-6 only - everyone else do 1-12

1. The upper portion of the back _____
2. The term to describe the skeletal structure of a rabbit. _____
3. The act of natural shedding of fur _____
4. The tactile surface characteristics, or feel, of fur _____
5. An extremely lightly marked animal in marked breeds or broken groups _____
6. A mature rabbit of breeding age _____
7. Wool that is compacted or felted _____
8. A division within a breed or group determined by color _____
9. The lower cheek or jaw area _____
10. A rabbit less than 6 months of age _____
11. A single, round spot of color on the of marked breeds _____
12. The longer wool on top of the ears of some wooled breeds _____

4 or 6 Class

Everyone Completes-Resource the Standard of Perfection
True or False

1. The Mini Lop is a 6 class breed _____
2. The American is a 4 class breed _____
3. The Jersey Wooly is a 4 class breed _____
4. The Thrianta is a 6 class breed _____
5. The French Angora is a 4 class breed _____
6. The Flemish Giant is a 6 class breed _____
7. The Dwarf Hotot is a 4 class breed _____
8. The Giant Chin is a 6 class breed _____
9. The Silver Marten is a 6 class breed _____
10. The Mini Rex is a 6 class breed _____
11. The Lion Head is a 4 class breed _____
12. The Silver Fox is a 6 class breed _____





Breed:

Max. Weight:




Breed:

Max. Weight:




Breed:

Max. Weight:



Breed:

Max. Weight:



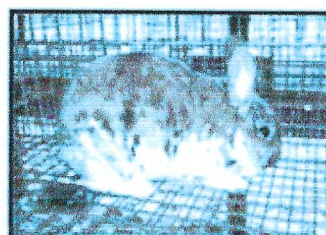
Breed:

Max. Weight:



Breed:

Max. Weight:



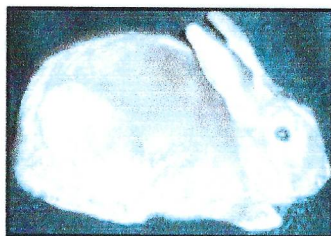
Breed:

Max. Weight:



Breed:

Max. Weight:



Breed:

Max. Weight:



Breed:

Max. Weight:

RABBIT BREEDS

Novice completes the first row of 4 rabbits, Everyone else completes all

4-H Rabbit Fitting and Showing Member Guide

Novice 1 - 5, Everyone else completes 1-10. Fill in the blanks

1. Consider both _____ and _____ when choosing a rabbit breed.
2. When choosing a rabbit for showmanship, it's a good idea to choose a rabbit that's older than _____ old.
3. All rabbits need a regular _____, especially before a show.
4. Check the rabbits eyes during showmanship, do this to make sure the rabbit isn't _____, doesn't have _____ or _____ eyes, and the correct eye color for its breed.
5. On the rabbit showmanship scorecard, the appearance of the exhibitor is worth _____ points.
6. The quiz at the end of showmanship may be _____ or _____.
7. In the United States, domestic rabbits were mainly used for _____ up until the late 1800's, when fanciers started breeding for _____.
8. The _____ was formed in Detroit in 1910.
9. The group was later renamed the _____.
10. On the rabbit showmanship scorecard, how many points are on the rabbit only ? _____

EVERYONE COMPLETES THIS PAGE

This image shows a single page of white paper with horizontal ruling lines. The lines are evenly spaced and run across the width of the page. There are no margins, text, or other markings on the paper.

Market Rabbit Classes Multiple Choice Sheet

Instructions : Please read each question carefully and select the correct answer

Questions

1. What is the maximum age for meat pens at the St. Clair County 4H and Youth Fair?
a) 60 days c) 70 days
b) 69 days d) 75 days

2. What is the maximum weight for fryer class rabbits?
a) 4.5 lbs c) 6.0 lbs
b) 5.5 lbs d) 6.5 lbs


3. What is the minimum weight for roaster class rabbits?
a) 5.0 lbs c) 6.0 lbs
b) 5.5 lbs d) 6.5 lbs

4. At what age must stewer class rabbits be entered?
a) Over six months c) Over five months
b) Under six months d) Under five months

5. When judging market classes, which factor receives the most points?
a) Fur c) Uniformity of body & weight
b) Condition of flesh d) Meat Type

Rabbit, Rabbit, Rabbit - Novice do 1 thru 7 - Everyone else do them all
Unscramble the breed names

1. EREJSY OWOLY _____
2. NATSI _____
3. NEEBEVR _____
4. TNA _____
5. SHOILP _____
6. DLHOLNA OLP _____
7. ONMIPALO _____
8. FDAWR PANLPOLI _____
9. REEGTNA UNRB _____
10. ANEHLTREIRN _____
11. LDIHAEON _____
12. ITHNATAR _____
13. EMAICANR _____
14. LEBU HLROICE _____
15. AFNROAILCNI _____



Color - Decorate - Be creative

With this picture of the rabbit - Everyone does this page

Reminder No Glitter please

