

Clover Sprout Project Book



Rabbits

Due on or before July 1st, 2025

Name: _____

Age: _____ Years in the rabbit project: _____

Club I belong to is: _____


Attach a picture of Clover Sprout here

Objectives of the Clover Sprout Rabbit Project

1. To gain experience caring for rabbits
2. To explore rabbit breeds, housing, nutrition and care.
3. To participate in group activities within your club.

Clover Sprout Notes

- *Rabbits for Clover Sprouts are for the youth to explore and discover the project area.
 - *Clover Sprouts ages 5 to 7 year olds may complete the Clover Sprout Rabbit Project Record Book.
 - *Please complete the entire Rabbit Record Book.
 - *Adults may assist with minimal help.
 - *Clover Sprouts may participate in breed stock with one rabbit and use the same rabbit for showmanship as well.
 - *Please make sure you sign up for these classes and turn your project record book into the fair office by July 1st.
- If you have any questions on The Clover Sprout Rabbit Project Book please contact Rob or Cathie Usakowski at 810-434-1194 or email at robandcathie@yahoo.com
 - **Please visit and follow the St. Clair County Rabbit and Cavy Developmental Committee page on FB, this is where you will find updates, information, tips and more on all the rabbit project areas.**



Clover Sprout Rabbit Project Summary

1. Please check what you or your family have:

doe(s) _____ buck(s) _____

kindled litters (babies) _____

2. Number of 4-H meetings that I attended: _____.

3. What breed is your rabbit that you are showing at fair _____.

4. What gender is your rabbit _____.


5. What variety is your rabbit _____.

Draw a Picture of Your Rabbit.


Project Story

Write about what you did with your 4-H rabbit project this year.

Add a picture of you and your rabbit then write an educational caption below the picture.



Caption:



FEED

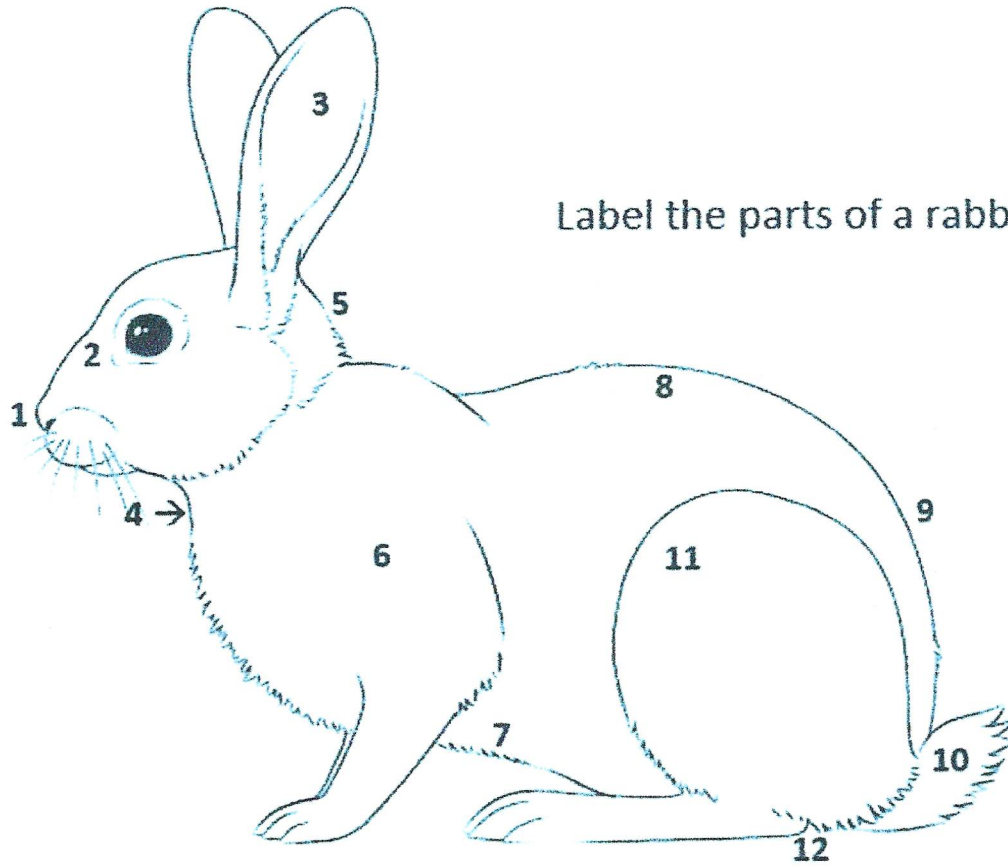
Everyone complete

What brand of feed do you use? _____

Do you feed anything beside pellets? If Yes, what? _____

Attach your feed tag below

Parts of a Rabbit



Label the parts of a rabbit.


- 1. _____
- 2. _____
- 3. _____
- 4. _____
- 5. _____
- 6. _____

- 7. _____
- 8. _____
- 9. _____
- 10. _____
- 11. _____
- 12. _____


Ear	Eye	Thigh	Belly	Neck	Tail
Loin	Dewlap	Rump	Hock	Shoulder	Nose

Rabbit Breeds

Identify the breeds of rabbits by drawing a line to match the pictures below with the correct breed name.



English Lop



Netherland Dwarf



New Zealand



Dutch




French Angora



Belgian Hare



Rex



Polish

Do you know?


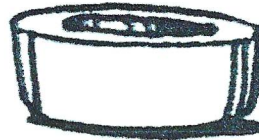
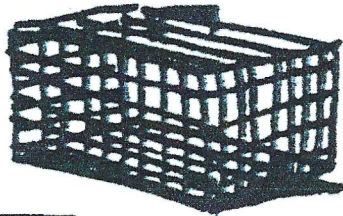



The largest rabbit breed is the _____.

The smallest rabbit breed is the _____.

Rabbit Equipment

Match the rabbit equipment with the pictures.

HINT: Not all words will be used.



- A. Hutch
- B. Nest Box
- C. Waterer
- D. Feeder
- E. Carrying Box
- F. Tattoo Box
- G. Cage
- H. Box

Rabbit Glossary

Found in the Standard of Perfection

1. _____ A female rabbit
2. _____ A male rabbit
3. _____ A baby rabbit
4. _____ The fur covering of a rabbit
5. _____ Areas of tangled fur or wool
6. _____ A permanent identification mark in the left ear of a rabbit

A. Mats C. Tattoo E. Buck
B. Doe D. Coat F. Kit

Rabbit Glossary

H L R O V N X Z K X K I T A R D T carrot

T G G L V W K J C O K H Y P P D K

U P M G Y Z C C Z M S Z V S M X V litter

Q T J A I T T U A V M T T F N Q C

I E Y C I A E A D G G A U A S U F tattoo

F A J A P T A R L Z E I T B G F Y

X W J Z P T R A V M U L J L U J P

P N U K G O C D A X W C W C P C S ear

Y O O A D O W T B M X M A R E D K

B B D I X I K F I Z C V E R R T R tail

H Q B Y F M M Y B F E B H N R U N

X I K J A D L D O L I T T E R O L water

P C Z D O E F K I N D L I N G W T

X B R E E D B C M W Z H S U X A Q breed

C T M A A I A C B F D X W V F T Z

A R M K Z R B J M I P D E Y C E X cage


I T V P Y H U T P T H Z E Y N R T

buck

doe

kindling

kit



Dot to Dot and Color

