

St. Clair County Rabbit Project Book 2024

This project record book is mandatory for the rabbit participant.

The Project Record Book is required of all rabbit exhibitors in order to show/sell and must be turned in completed to the Fair office by July 1st, by 5p.m., along with all entry forms and cage registrations

Exhibitor's Name: _____

Name of 4-H Club: _____

Years in 4-H : _____ Years in Project: _____ Age as of 1/1/2024: _____

Entry division is based on the exhibitor's age, not the years in the project.

Novice: Age 8-10 Young Age 11-12 Intermediate: Age 13 -14

Junior: Age 15-16 Senior: Age 17-19

The rabbit feed you use to feed your rabbits is: _____

Signed _____ Date _____ Signed _____

Exhibitor's Signature

4-H Project Leader

[put this page under the clear cover of your binder]

Attach a photo of you and your
rabbit here



Signatures

***By signing below, I am stating that I am familiar with this work and, to the best of my knowledge, the member completed this record book and the information included in it is correct.*

Title	Signature	Date
Parent		
4-H Rabbit/Cavy Leader		

Rabbit Book Project Book Requirements


- The Rabbit Project Book is required to be completed to show in the Rabbit Project area at the St. Clair County Fair
- Project books should be placed in a white binder no larger than 2", with page 1 under the front overlay. **Attach a fair exhibitor tag to the front of the book, completely filled out.**
- Get required signatures and follow the directions on the top of each page. Do only the sections assigned to your age group.
- When putting your pages in the binder, put them in the order they are given to you and all pictures and additional information should be placed behind it.
- Do not put the current record book pages in page protectors, but you may put your own additional pages in page protectors.
- Answers are found in the American Rabbit Breeders Association Standard of Perfection, Michigan 4 - H Showmanship Guide or resource listed at top of page.
- **Complete every page in the project book.**
- Do not leave any blank answers. Incomplete books will not be scored and will receive a C rating.
- Effort, creativity, correctness and completeness of answers will be used in judging the project record book. **No glitter** - glitter stickers are permitted though.
- **The current project book you completed will be scored**, but you are encouraged to also add other information such as: -Information about your rabbitry/cavy-housing, feed, breeding, and so on. -Information about your specific breeds -Pictures of your rabbits/cavies, you showing your rabbits/cavies and so on -General Rabbit/Cavy Information -Anything rabbit/cavy related you would like to include. **Bonus points will be given. If there are ties, there may be interviews**, which will be held Monday of the fair following Rabbit Science interviews. Names will be posted in the barn on Sunday of fair, of those to be interviewed.
- If you have any questions on The Rabbit Project Book please contact Rob or Cathie Usakowski at 810-434-1194 or email at robandcathie@yahoo.com
- Please visit the St. Clair County Rabbit and Cavy Developmental Committee page on FB, this is where you will find updates, information, tips and more on all the rabbit project areas.

My Project Goals

Setting goals an important step in planning your future. Think about what you would like to learn and accomplish – not just what you want to do or win – during the upcoming 4-H year. Then complete the table below. You should complete this section as soon as you get this project record book. At the end of the 4-H year – as you evaluate what you learned and as you think about your new interests you will complete a similar chart at the end of the book to evaluate your progress and set goals for next year.

You must have a minimum of three goals

My goals for this year	What I need to do to reach this goal



FEED

Everyone complete

What brand of feed do you use? _____

Do you feed anything beside pellets? If Yes, what? _____

Attach your feed tag below

ANIMAL CARE AND MANAGEMENT -EVERYONE

Your project requires regular care and management. List things necessary to take care of your rabbit project.

Daily - Things done once or twice a day

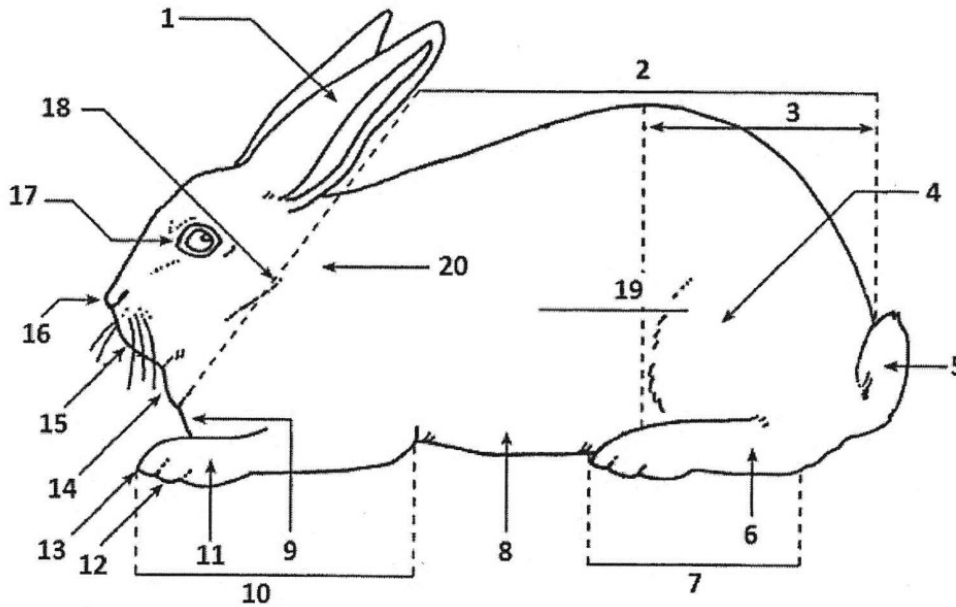
Weekly - Things done once or twice a week

Monthly - Things done once or twice a month

Yearly - Things done once or twice a year

LABEL THE MISSING RABBIT PARTS

GOOGLE : RABBIT DIAGRAM - everyone



_____ SHOULDER

_____ FORELEG

_____ MUZZLE

_____ BACK

_____ FOREQUARTERS

_____ NECK

_____ BELLY

_____ HIND LEG

_____ NOSE

_____ CHEEK

_____ HINDQUARTERS

_____ NOSTRILS

_____ CHEST

_____ HIP

_____ RIBS

_____ DEWLAP

_____ HOCK

_____ RUMP

_____ EAR

_____ KNEE

_____ SADDLE

_____ EYE

_____ LOIN

_____ TAIL

_____ FLANK

_____ MIDSECTION

_____ TOE

_____ FOOT

_____ MOUTH

_____ TOENAILS

Glossary

Standard of Perfection - Everyone

1. _____ A permanent identification mark in the left ear.
2. _____ An extremely lightly marked animal in marked breeds or broken groups.
3. _____ A division within a breed or group determined by color.
4. _____ The upper, rounded portion of the hindquarters.
5. _____ The area where the ears attach to the skull or head.
6. _____ The act of natural shedding of fur.
7. _____ Areas of entangled wool or fur.
8. _____ The area of the foot that carries the weight of the rabbit.
9. _____ Any dyeing, plucking, trimming, or clipping so as to alter appearance with the intent to deceive.
10. _____ A tail noticeably shorter than normal.
11. _____ Hind legs that turn inward at the hock, causing the toe portion to turn outward from the body.

Circle the Correct Answer - everyone

1. What time should your cages at the fair be cleaned by?
A. 3 p.m. B. 9 a.m. C. Noon D. 10 a.m.
2. How many buckets do you need to clean your cages at the fair?
A. 2 B. 3 C. 1 D. 0
3. You must have a cage tag on all your cages with the following on them:
A. Rabbits weight B. Owners name & Club C. Rabbit birthdate
4. Rabbit barn set up and tear down for fair is:
A. Optional B. Mandatory C. Only if you have a Holland Lop
5. Which is NOT a Rabbit Science class:
A. Poster B. Market C. Notebook D. Display
6. Meat Pens consist of how many rabbits?
A. 2 B. 3 C. 4 D. 5
7. Market rabbits are to be _____
A. Bred by Exhibitor B. Borrowed C. Bought
8. Club decoration for fair, the wall education is limited to:
A. 3'6" wide 5' tall B. No Limit C. 4' wide 3' tall
9. What is required for all rabbit exhibitors to show or sell?
A. Vaccinations B. Health Certificate C. Rabbit Record Book
10. All rabbits checked into the fair must have a permanent _____?
A. Birthmark B. Tag C. Leg band D. Tattoo
11. Right after cleaning cages at the fair you should _____?
A. Have a snack B. Tell the superintendents you did C. Sweep

Showmanship

Everyone should answer all questions
Found in "Rabbit Fitting and Showmanship"


Circle all that apply:

1. When checking a rabbit's ears you are checking for the following:
a. Ear Mites b. Ear Wax c. Tattoo d. Nicks in the Ear
2. When you are judged on showmanship each of the following are scored by the judge:
a. handling the rabbit b. posing the rabbit c. spectator appeal
d. your appearance & attitude e. examination of rabbit f. condition of rabbit
3. When checking the fur you are looking for the following:
a. Texture b. Density c. Staple (Wool Breeds) d. fur quality

For each statement, mark in the blank whether the statement is True or False:

- _____ 1. You should not smile during rabbit showmanship, but rather you should be serious as examining rabbits is a serious process.
- _____ 2. You should not speak during the showmanship contest.
- _____ 3. Commercial breeds and fancy breeds can be handled differently during the showmanship competition.
- _____ 4. Checking the teeth can be done by approaching from the top or the bottom.
- _____ 5. Small jewelry that does not obstruct your examination may be worn.
- _____ 6. The rabbit you choose for showmanship should be carefully selected.
- _____ 7. Your rabbit should not kick or struggle when being turned onto its back
- _____ 8. When checking the throat you are looking for tumors.
- _____ 9. When looking at the toenails, you are checking how sharp they are.
- _____ 10. When checking the eye, you are checking to see if the rabbit is blind.

Word Scramble - Everyone
Unscramble the 10 Breeds of Rabbits



1. U C H T D
2. E L F S I H M A N T I G
3. X R E
4. N C A L A I I R O F N
5. G I N E B L A R A H E
6. E H N R F C G R A A N O
7. H O L S I P
8. T H N A D L R E N E W F A R D
9. W N E D A L Z E A N
10. G L H S N E I P L O

Belgian Hare

Flemish Giant

Polish

Californian

French Angora

Rex

Dutch


Netherland Dwarf

English Lop

New Zealand

Describe Sportsmanship
For Seniors Only

Color the Rabbit -Everyone - Be
creative as you like!



Conclusion

The three most important things I learned

Even if you learned a lot of different things in 4-H, think of what was the most important for you. Then, list the three most important things you learned in this project during the past year in the boxes below. For instance, I learned how to care for my animals, I learned that working with senior citizens is challenging but also fun, I learned to speak in front of my club without being afraid.

Three most important things I learned this year ...
1.
2.
3.

My project goals for next year

Now is a good time to begin thinking about what you'd like to do or learn in 4-H next year. List some of your goals for next year and what plan you have to accomplish your goals.

Three goals I have for next year ...
1.
2.
3.



MSU is an affirmative-action, equal-opportunity employer. Michigan State University Extension programs and materials are open to all without regard to race, color, national origin, gender, gender identity, religion, age, height, weight, disability, political beliefs, sexual orientation, marital status, family status, or veteran status.