

HORSELESS HORSE PROJECT GUIDELINES

1. PAPERWORK DUE BY MAY 1ST

- a. Horse Project Record Book
- b. \$80 for Ads or Sponsors
- c. Horse ID (Mentor's Horse)

2. PAPERWORK DUE AT FRIDAY SET-UP JULY 14TH

- a. Horseless Horse Book
- b. Showmanship Pattern
- c. Sign up for Interview time

3. CLASSES TO SIGN UP FOR BY JULY 1ST

- a. Horseless Horse Fitting and Showing
- b. Pattern Design
- c. Horseless Horse Book with Interview
- d. Horseless Horse Western Pleasure (Riding WALK ONLY)


- Have your mentor help with all paperwork and books
- Add extra pages to journal portion of Horseless Book and record all the time spent doing anything with the horse
- Highly encourage to go to Winter Project, Day Camp, Clinics, Warm-Up Show, and anything else 4H or horse related

HAVE A GREAT EXPERIENCE!

Any questions contact Marianne (810)305-9834

ST. CLAIR COUNTY


HORSELESS



HORSE



Project Book



Exhibitor's Name: _____

Club: _____

Parent/Mentor Signature: _____

PROJECT HORSE INFORMATION:

Name: _____ Age: _____

Breed: _____ Circle: Mare Gelding

Height: _____ Approx. Weight: _____

Color: _____ Markings: _____

PLEASE LIST THIS FOLLOWING DATES FOR YOUR PROJECT HORSE:

Last De-worming: _____

Coggins: _____

Vaccinations: _____

Farrier Service: _____

Vet Visit: _____



IMPORTANT HORSE FACTS:

A healthy horse's...
Normal Temperature: _____
Resting Heart Rate: _____
Respiration Rate: _____

WHO'S YOUR MENTOR?

Use this page to write about the person or people who have helped you with your Horseless Horse Project. Be creative: use pictures, drawings, and stories!

BASIC TACK

Match the correct picture with the middle choices of tack.

A



B



F



WESTERN SADDLE: _____

ENGLISH SADDLE: _____

WESTERN BRIDLE: _____

ENGLISH BRIDLE: _____

SNAFFLE BIT: _____

CURB BIT: _____



C

E

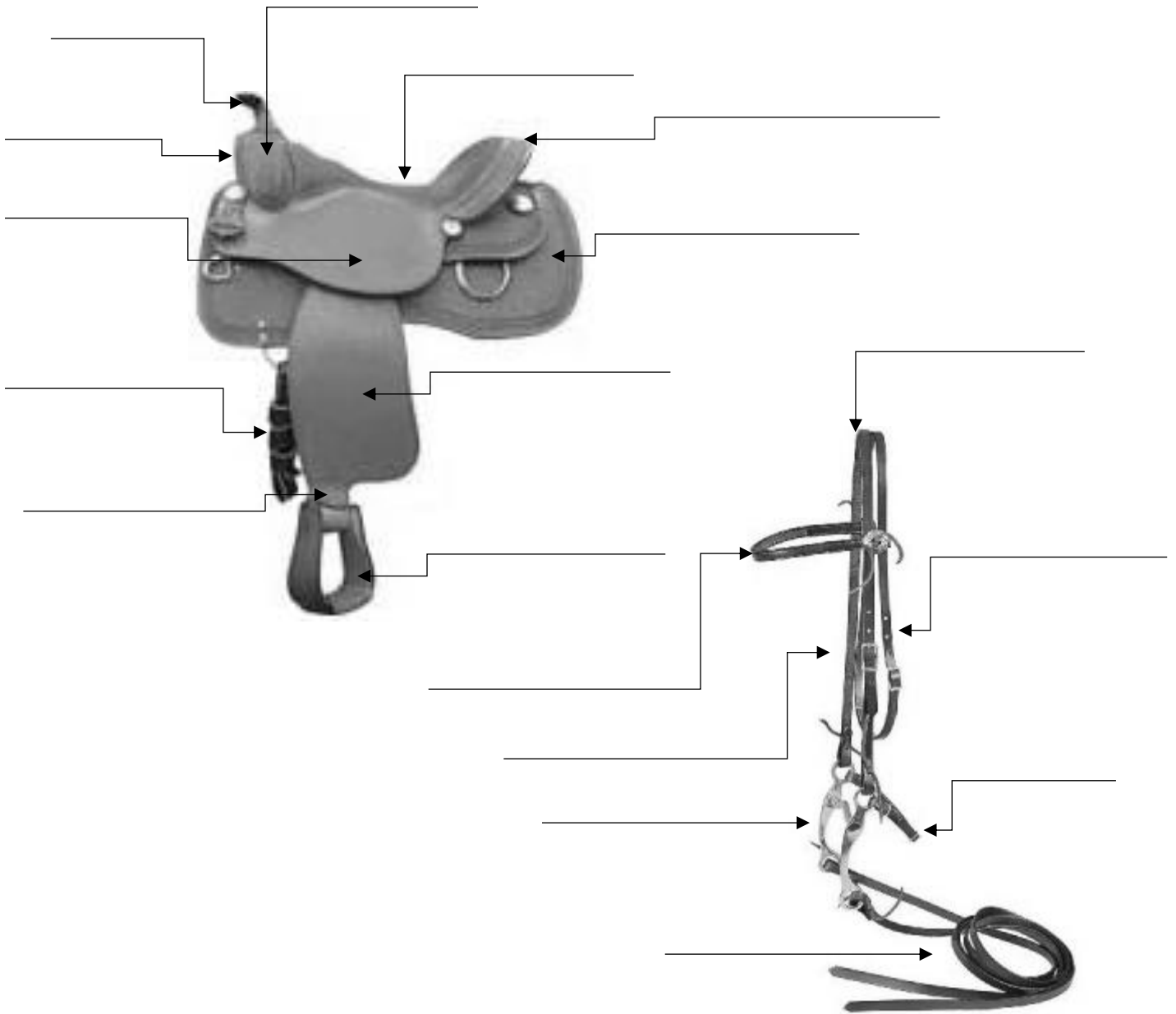


D




WESTERN TACK

Put the correct term in the blank from the word bank below:



Horn	Seat	Reins	Throatlatch	Cantle	Stirrup
Pommel	Jockey	Skirt	Gullet	Cinch Strap	Curb Bit
Crown Piece	Fender	Skirt	Curb Chain	Stirrup Leather	Keeper
	Cheek Piece	Brow Band			

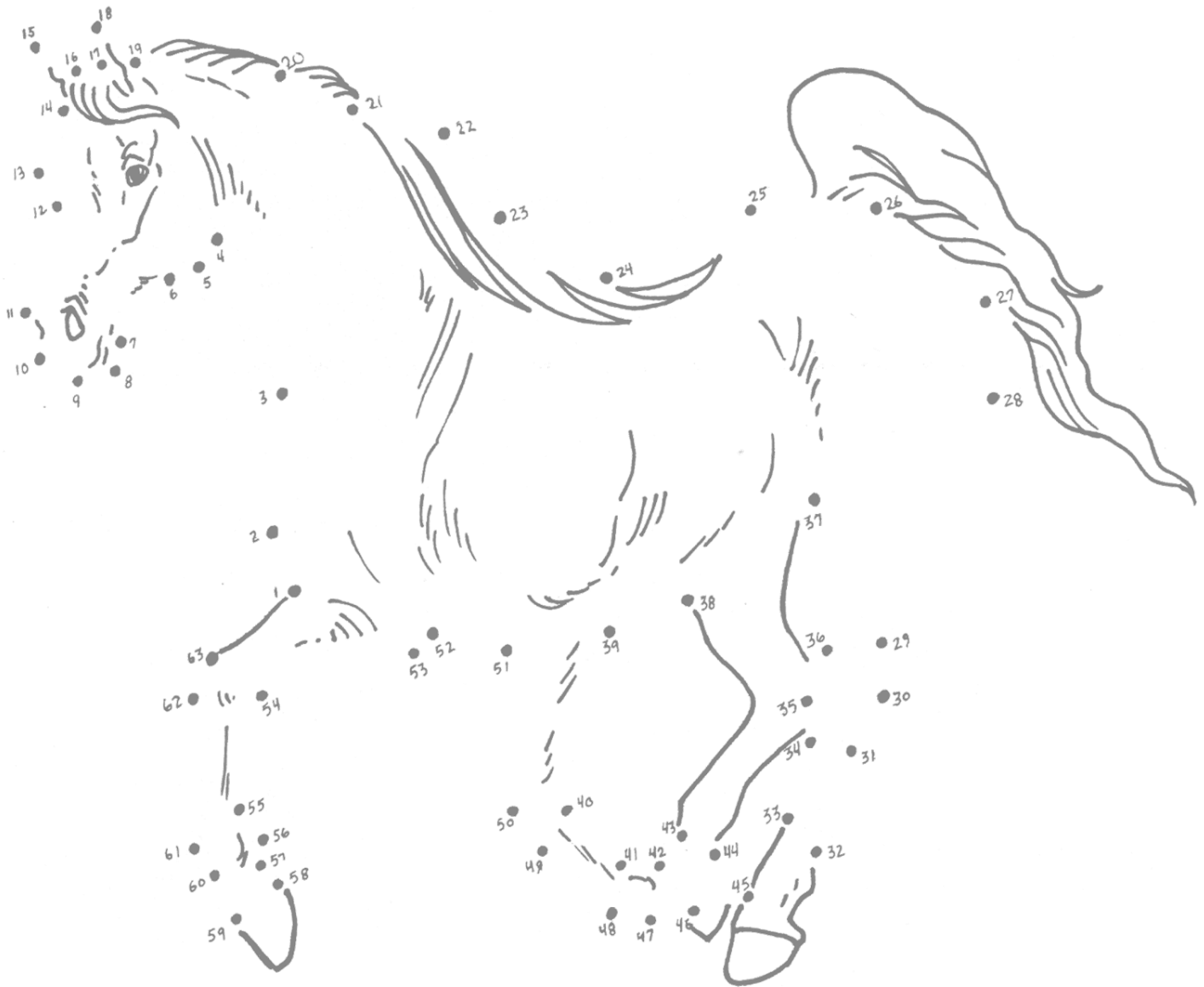
COLOR THIS HORSE BAY



What are the other BASIC horse coat colors besides BAY?

1. _____ 2. _____ 3. _____ 4. _____

....CONNECT THE DOTS....



What breed is this horse? _____

Circle 3 characteristics of this horse:

Dished Face

Large Ears

Roman Faced

Used to Pull

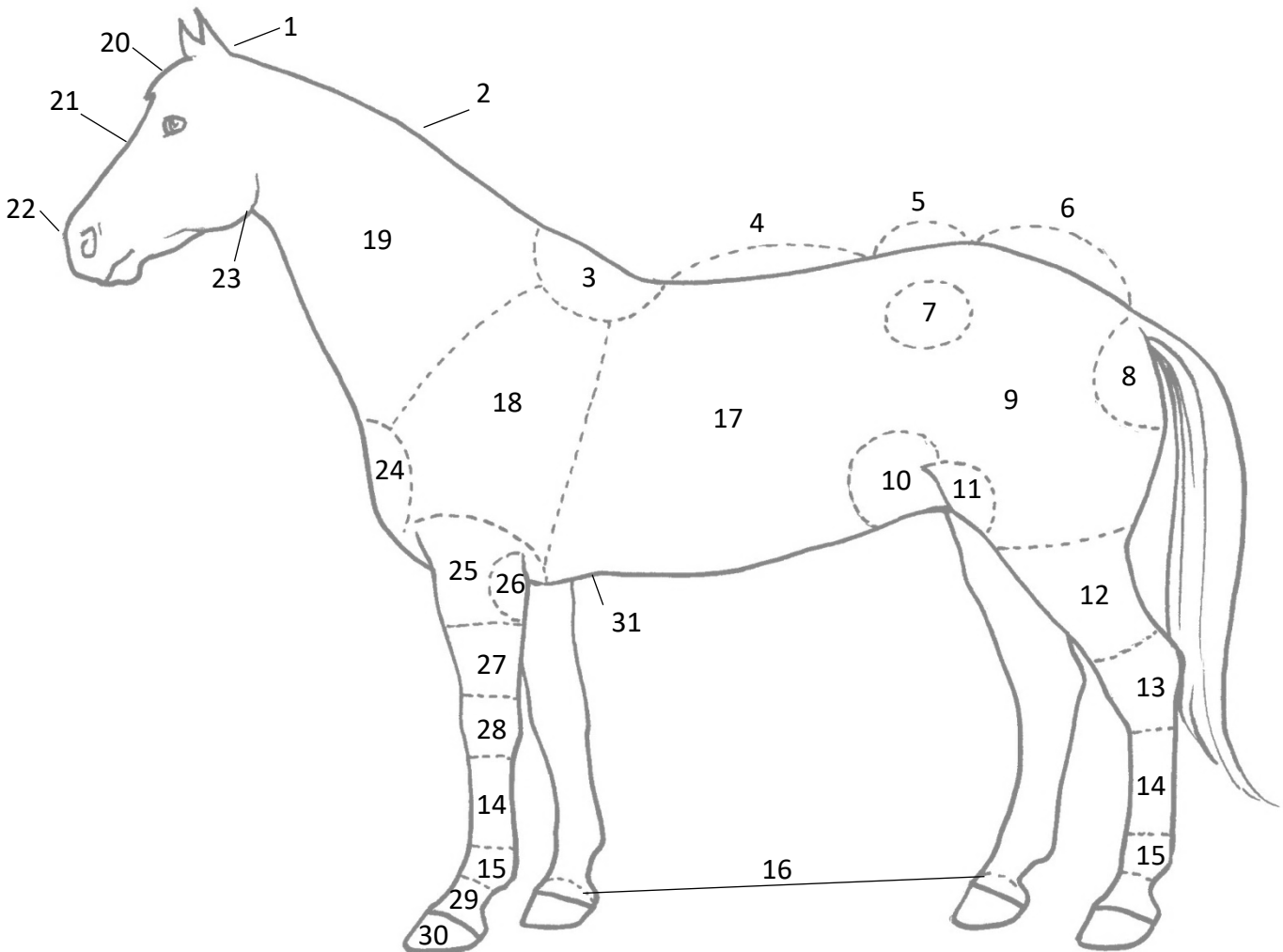
Arched Neck

Heavy Footed

Small Ears

PARTS OF THE HORSE

Match the numbered parts of the horse using the Word Bank below:



Write the number next to the correct part of the horse:

Elbow:	Back:	Neck:	Cannon:	Pastern:
Chest:	Crest:	Barrel:	Hock:	Buttock:
Forehead:	Forearm:	Loin:	Shoulder:	Coronet:
Muzzle:	Hoof:	Thigh:	Stifle:	
Face:	Knee:	Croup:	Flank:	
Throat Latch:	Poll:	Point of Hip:	Gaskin:	
Arm:	Withers:	Girth:	Fetlock:	

FACE AND LEG MARKINGS

Draw in the markings that are listed under each picture. You can color the horse's heads and legs, but remember to leave the markings white.



STAR



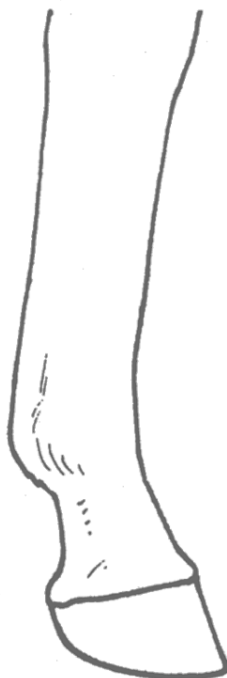
BLAZE



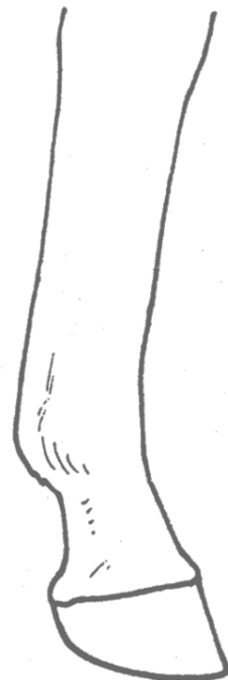
STAR, STRIPE, SNIP



PASTERN




SOCK



STOCKING

JUST FOR FUN

Help Clover and his rider find their way home!



Unscramble the letters to find the style of riding above!

L I T A R

E I D R

HORSE BASIC MATCH UP

Draw a line to the CORRECT item!



HALTER



BRUSHES



BALE OF HAY



LEAD ROPE



LUNGE WHIP



FEED DISH




WATER BUCKET




STIRRUP IRONS

TRUE OR FALSE

- _____ A brown horse with a black mane and tail is a bay.
- _____ When measuring a horse, the measuring stick runs from the ground to the withers.
- _____ The amount of hay and grain depend on the size of the horse and amount of exercise.
- _____ Gallop is the slowest gait.
- _____ A horse's poll is on its foot.
- _____ The age of a horse is determined by its size.
- _____ Grooming is important to avoid sores and skin problems.
- _____ 4-H is a great learning experience.
- _____ You never have to check your tack for wear and cracks.
- _____ Boots and helmets are worn for safety.
- _____ 3 main sources of a horse's nutritional needs are water, hay, and grain.



COLOR THIS HORSE CHESTNUT



What BREED is this horse? _____

Name the LEG MARKINGS: _____

Name the FACE MARKING: _____

EQUINE VACCINATIONS & DISEASES

List 3 Vaccinations horses should receive annually:

1. _____
2. _____
3. _____

Name 1 common equine disease horses are vaccinated for, describe symptoms and treatments:

Disease: _____

Symptoms: _____

Treatment: _____

COGGINS TEST:

What does the Coggins test for: _____

How do they do a Coggins test: _____

How often does your horse need a Coggins Test: _____

If your horse leaves the property is a Coggins Test necessary? YES NO

DEWORMING AND PARASITES

How often should you de-worm your horse? _____

Name 3 external parasites:

1. _____
2. _____
3. _____

Pick 1 to describe: _____

Name 3 internal parasites:

1. _____
2. _____
3. _____

Pick 1 to describe: _____

COLIC

What is Colic? _____

Name 2 types of Colic:

1. _____
2. _____

Name 2 physical signs of Colic:

1. _____
2. _____

HORSES HOOF PARTS

Draw a line to the correct part of the hoof



FROG

WALL

WHITE LINE

HEEL

TOE

SOLE

How often should you clean your horse's hooves? YEARLY MONTHLY DAILY

Name 3 HOOF problems:

1. _____

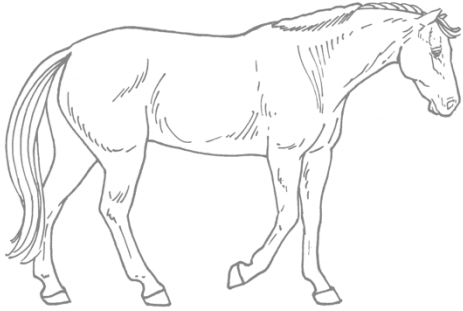
2. _____

3. _____


Describe 1 of the above: _____

HORSE'S GAITS

Match the horse's gait to the correct word. Fill in how many beats are in each gait:




CANTER:
_____ Beats



WALK:
_____ Beats



GALLOP:
_____ Beats



TROT:
_____ Beats

HORSE SAFETY AND RULES

Use the Word Bank below to fill in the blanks:

HORSE PLAY	BEHIND	ASTM/SEI	REINS	LEFT SIDE
LENGTH	BOOTS	LEAD ROPE	SHOULDER	RIGHT

1. You should never run up _____ a horse.
2. Always wear _____ that will protect your feet if the horse steps on you.
3. When leading your horse, walk on his _____ at his throat latch.
4. You should never wrap the _____ around your hand.
5. When riding, you should stay a full horse's _____ away from the horse in front of you.
6. Pet a horse by first placing your hand on the _____ and neck, not the nose of the horse.
7. When leading your horse, always turn the horse to the _____ and walk around.
8. A _____ helmet with harness fastened should be worn when mounted.
9. No _____ around horses.
10. Never tie your horse with the _____. He may jump and break the reins or the bridle.



HORSELESS HORSE PROJECT JOURNAL

Record any horse or 4H related activity you have attended this year!

Date: _____

Description: _____

Date: _____

Description: _____

THIS IS IT...FILL IN THE BLANK



I pledge
My _____ to clearer thinking,
My _____ to greater loyalty,
My _____ to larger service, and
My _____ to better living,
For my club, my community,
My country, and my world.