Clover Sprout Project Book

Rabbits & Cavies

Due on or before July 1st, 2020

Name:_____

Age:_____ Years in the rabbit & cavy project:_____

Club I belong to is: _____

Attach a picture of Clover Sprout here

Objectives of the Clover Sprout Rabbit and Cavy Project

1. To gain experience caring for rabbits and cavies
2. To explore rabbit and cavy breeds, housing, nutrition and care.
3. To participate in group activities within your club.

Clover Sprout Notes

- Rabbits and Cavies for Clover Sprouts are for the youth to explore and discover the project area.
- Clover Sprouts ages 5 to 7 year olds may complete the Clover Sprout Rabbit and Cavy Project Record Book.
- Please complete the entire Rabbit and Cavy Record Book.
- Clover Sprouts may participate in breed stock with one rabbit and use the same rabbit for showmanship as well. Please make sure you sign up for these classes by July 1st and turn your project record book into the fair office by July 1st.



Club Leaders Signature _____

Parent Signature _____

Clover Sprout Project Summary

1. My rabbit/cavies name is: _____

2. What breed is your rabbit/cavy? _____

3. My rabbit/cavy is a: _____ Buck or Boar _____ Doe or Sow

4. Number of 4-H meetings that I attended: _____

Draw a Picture of Your Rabbit / Cavy

Housing

1. What type of housing do you use?

___Wood ___Wood & Wire ___Wire Cage ___Other_____

Feeding

1.What kind of food do you use?

___Pellets ___Carrots ___Apples ___Fresh Water ___Hay

___Grass ___Other _____

2.When do you feed your rabbit/cavy?

___Morning ___Afternoon ___Evening ___Other _____

3. The most important item to give your rabbit/cavy is:

_____



Project Story



With the help of your leader, teen leader, parent or adult helper answer the following questions about your project.

1. The most important thing I learned was:

2. Things I want to learn more about are:

CIRCLE What rabbits should eat

SQUARE What people should eat

HINT: Some should have BOTH

Do you know?

What one of the above is most important to both people and rabbits?

_____

Rabbit Equipment

Match the rabbit equipment with the pictures.
HINT: *Not all words will be used.*

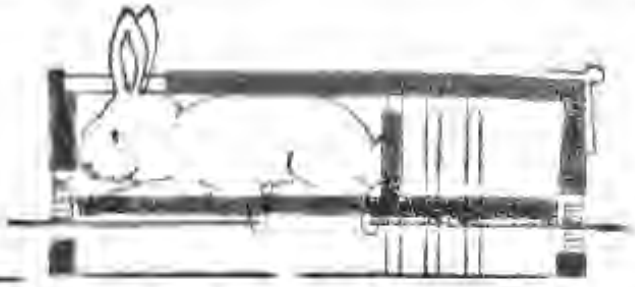

A. Hutch
B. Nest Box
C. Waterer
D. Feeder
E. Carrying Box
F. Tattoo Box
G. Cage
H. Box



Ears	Nose	Back	Foot	Belly
Mouth	Tail	Eye	Leg	Toes

-Using the words in the box above, label each body part on the lines. Each body part will be used only once. If you need any help on this page you can use the Official Guide Book of Raising Better Rabbits and Cavies, on pg. 244

Color this rabbit's face to look like a Dutch rabbit.

Color this rabbit's face to look like a Californian rabbit.

Bunny Dot to Dot

Do the dot to dot by connecting the numbers and color the bunny.



Rabbit Maze

Help Sugar the rabbit find his carrot treat. Carrots are not food for rabbits. Carrots should be used as a limited treat.



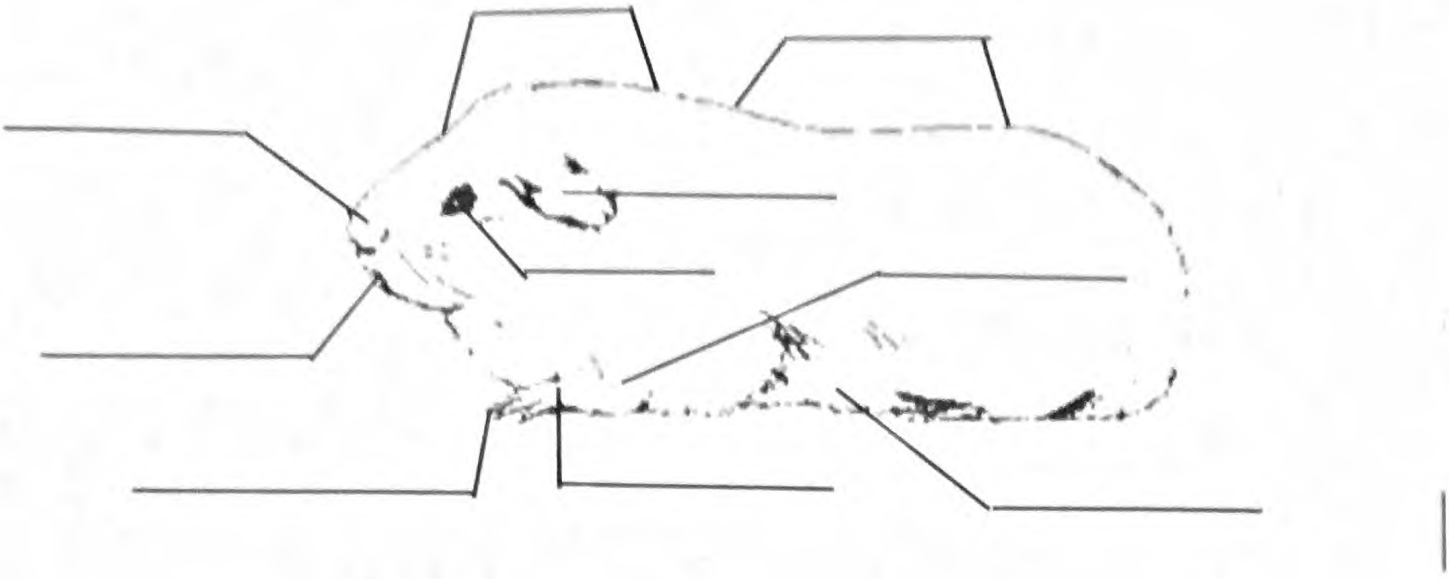

Nose	Mouth	Eye	Ear	Foot
Toenail	Back	Crown	Leg	Belly

-Using the words in the box above, label each body part on the lines. Each body part will be used only once. If you need any help on this page, you can use the Official Guide Book of Raising Better Rabbits and Cavies, on pg. 224.

Cavy Dot to Dot

Do the dot to dot by connecting the numbers and color the cavy.



Cavy Maze

Can you help the cavy find the way through the maze to join it's Friend?



COLOR THE CAVY

Please Share at Least 3 photos or more of your Rabbit or Cavy (You may be in the pictures too!)