

*85th
Annual*

St. Clair County 4-H & Youth Fair



July 18-23, 2022
Goodells County Park

TABLE OF CONTENTS

Admission Order Form	84	Hunting & Wildlife	60
Admissions	8	Livestock Buyers	14
Adult Exhibit Rules & Adult Classes	80	Livestock Care Agreement	12
Animal Science	49	Livestock Dress Code	11
Archery & Bow Safety	56	Livestock Retag Policy	9
Arts	62	Livestock Rules & Regulations	8
Beautify the Fairgrounds	76	Livestock Sale	11
Beef	28	Llamas & Alpacas	44
Beekeeping	49	Passport to Understanding	74
Billboard Contest	77	Performing Arts	74
Cake Decorating	68	Pet Parade	79
Camping Application	84	Photography	65
Cats	47	Pigeons	36
Cavies	42	Pocket Pets	47
Clover Sprouts	76	Poultry	34
Collections	67	Public Speaking & Demonstration	71
Council Members (4-H)	4	Rabbits	37
Crafts	62	Red Tag Policy	12
Creative Writing	66	Release & Authorization for Photos	13
Crops	50	Rules & Regulations for Exhibitors	6
Dairy	27	Safety	60
Dogs	44	Scarecrows	75
Environmental & Outdoor Education	54	Science & Technology	61
Exhibitor of the Year	78	Scrapbooking & Paper Crafts	64
Fair Board Directors	3	Set Up & Check In Times	4
Fair Code of Conduct	8	Sewing & Needlework	70
Fair Court	78	Sheep (Meat Breeds)	31
Farm Equipment Maneuvering	55	Shooting Sports & Gun Safety	57
Fiber	48	Special 4-H Exploration	75
Flower Gardening	53	Sponsors	5
Folk Patterns	73	Sweepstakes Showmanship	79
Food Preparation	68	Swine	30
Food Preservation	70	Teen Leadership	71
Goats	32	Trash Barrel	78
Grievances	11	Veal	29
Holiday Decorations	64	Vegetables	52
Home & Family Development	72	Walking Fleece (Wool Breeds)	32
Horse & Pony	17	Winter Achievement	75
Horse Judging Schedule	21	Woodworking	66

FAIR BOARD DIRECTORS

Monthly meetings held 2nd Monday of every month at 7 p.m. at Goodells County Park. Everyone is welcome. There are currently 18 Fair Board Directors which volunteer their time to put on a successful county fair year after year. These Directors are elected for a three-year term and sit on many committees that provide for all of the services and infrastructure that is required to put on the county fair.

President

Rob Usakowski – 2024
Phone: 810-637-1537
president@stclaircounty4hfair.org

Vice President

Tim Warchuck – 2022
810-367-6956
timothywarchuck@us.af.mil

Secretary

Chris Ruemenapp – 2022
586-321-5017
chrisruemenapp@hotmail.com

Treasurer

Mike Tomasek – 2024
810-335-0149
treasurer@stclaircounty.org

Robert Clogg – 2023
586-615-1828
Bob.clogg@comcast.net

Bernie Dudek – 2023
810-488-0361
Bernie6262@gmail.com

Kim Hetzel – 2023
810-523-9452
Kimberlys1092@yahoo.com

Scott Hill – 2022
810-479-6957
Taz801707@gmail.com

Mark Pedersen – 2022
810-531-4710
collguy@att.net

Liz Pennazoli – 2024
810-278-2037
mpennazoli@gmail.com

Colleen Provost – 2024
810-941-8372
Colmfpro15@gmail.com

Jacqui Rabine – 2023
248-930-4125
jrabine@comcast.net

Kent Renn – 2023
810-751-7442
Krenn567@gmail.com

Rick Ruemenapp – 2024
586-321-7808
rickruemenapp@yahoo.com

Linda Taylor – 2022
810-824-0046
taylorhzi@aol.com

Alan Thueme – 2024
586-855-0960
athueme@yahoo.com

Tom Vincent – 2023
586-703-4401
tomvincent@us.tiauto.com

Donna Wojtysiak – 2022
810-543-5355



SET UP – CHECK IN – CHECK OUT TIMES FOR PROJECTS

Species	Set Up Time	Check in Time (with Animal)	Check out Time
Beef/Prospect Beef	Friday 6-8:30 p.m.	Sunday between noon & 5 p.m.	Saturday at 8 p.m.
Dairy	Friday 6-8:30 p.m.	Sunday between 1-6 p.m. or Monday 8-11 a.m.	Saturday at 8 p.m.
Dogs	Thursday at 6:30 p.m.	Saturday at 7:30 a.m.	End of Dog Show
Cavies	Saturday at 11 a.m.	Tuesday at 8 a.m.	End of Cavy Show
Goats	Friday 6-8:30 p.m.	Sunday between 1-5 p.m.	Saturday at 8 p.m.
Horses	Friday at 6 p.m.	Sunday between 4-8 p.m.	See Horse Section of fair book
Livestock Sale	Thursday at 10 a.m.		
Llamas/Alpacas	Friday 6-8:30 p.m.	Sunday between 1-6 p.m.	Saturday at 8 p.m.
Poultry/Pigeons	Friday at 6:30 p.m.	Sunday between 1-6 p.m.	Sunday at 8 a.m.
Rabbits	Saturday at 11 a.m.	Sunday between 2-6 p.m.	Sunday between 8-9:30 a.m.
Sheep	Friday 6-8:30 p.m.	Sunday between noon & 3 p.m.	Saturday at 8 p.m.
Still Exhibit Bldg.	Friday at 6:30 p.m.	Check individual project areas	Saturday between 7-8 p.m. or Sunday between 8-9 a.m.
Swine	Friday 6-8:30 p.m.	Tuesday between 7-11 a.m.	Saturday at 8 p.m.
Veal	Friday 6-8:30 p.m.	Sunday between noon & 5 p.m.	Saturday at 8 p.m.
Walking Fleece	Friday 6-8:30 p.m.	Sunday between 1-5 p.m.	Saturday at 8 p.m.

If you are unable to bring your project animals/projects within these hours, contact your superintendent no later than July 10.

Judging Schedule Posted on the Fair Website

www.stclaircounty4Hfair.org

If you have questions regarding Still Exhibit Building Set Up, please contact Kim Tomasek at 810-335-9002 or Megan Tomasek at 810-334-2349 or metomasek@live.com

ST. CLAIR COUNTY 4-H COUNCIL

Meetings are the 3rd Monday of the month in January, March, May, July, September and November at 7 p.m. at the Community Building at Goodells County Park. November meeting is the annual Potluck Dinner held at Donald Dodge Auditorium in Port Huron. 4-H provides direction to the county 4-H program.

President

JoLee VanTroostenberghe – 2022

Vice President

Jen Fox – 2023

Secretary

Chris Ruemenapp – 2023

Treasurer

Katrena Doughty-Jordan - 2024

Jessie Aguinaga – 2023

Steve Aguinaga - 2023

Dale Avery – 2022

Jackie Avery - 2022

Kim Carrier – 2024

Peggy Gregg - 2023

Barb Hahn -2022

Ashleigh Miller – 2024

Connie Murray - 2023

Joyce Perry - 2022

Colleen Provost – 2022

Joe Provost – 2022

Jacqui Rabine - 2023

Kathy Renn – 2024

Heather Stull - 2024

Linda Taylor - 2024

Kim Tomasek – 2024

Megan Tomasek - 2023

Crystal Sovey - 2022

Cathie Usakowski – 2024

Rob Usakowski - 2023

Tim Warchuck – 2022

Honorary Lifetime Members

Denise Czostkowski

Dave Fiedler

Raemi Kunath

Allen Leone

Cindy Leone

Elaine Neiman

Kimberly Newberry

Donna Sill

Betty Stephens

Doris Stuever

Richard Sullivan

Linda Thueme

Tom Whitenight, Sr.

Donna Wojtysiak

Thank you

The 2021 Sponsors of the Fair and the local 4-H Leaders

Their support makes this Fair a Success!

We appreciate the assistance and cooperation provided by the following:

GRAND CHAMPION SPONSORS

Bertossi Bulldozing
Clarus Lighting & Controls
Leslie Tire
Lakeside Pediatric Dentistry
MacAllister Rental
Parsch Propane
Robert Clancy Contracting
Sunbelt Rental

RESERVE CHAMPION SPONSORS

911 Dumpsters
Cummings Bridgeway
Francek Kinetico
Pregis
Rosseel's Farm & Garden Supply
The Pond Guy

BEST OF CLASS SPONSORS

Adair Grain & Feed
DieTech Tool & Manufacturing
Grace Performance
K/E Electric Supply
Jones Equipment
Just for Kicks Trucking
Richmond New Holland
Tom Ward & Sons
Tosch Auctioneering
Westview Orchards & Winery

BANNER SPONSORS

A.C.R.E. Contracting
Actice Tree Experts
AJ Recycling Solutions
Blumerich Farms
Bolday Dairy Farm
Bouvier Bridge Marina & RV Resort
CSL Plasma
Dark Horse Taxidermy
DaVinci Lawns, LLC
DeLude Construction
GreenStone Farm Credit Services
Hohmann & Sons Seamless Gutters

Insulation Plus
Jill Adams
Ira Acres Farm/Chris Ruemenapp
Jeff Genaw – State Farm
Jeff's Rubbish Disposal
Jimmy & Ryan O'Connor
John Tomaschko
Michigan Lighting Systems
Mother Hen Pet Sitting
R & R Fireworks
Ray Electric Supply
RJL & Son
Rustic Ramblers Pantry Project
S & S Towing
Sawmill Creek Farms, LLC
Scholz Auto & Truck Salvage
Schultz Family McDonald's
St. Clair Collision Center, Inc.
St. Clair County Kennel Club
Stifel
Thueme Cattle Farm
Thueme Hog Farm
USA Demolition Derby
US Auto Supply
W.A. Herford & Sons
Yale Hardware

TROPHY SPONSORS

123 You're Free Bail Bonds
Achatz Catering
Alvin & Rosemary McNaughton
AMIST Concessions
Bang Switch Firearms Training
Bedrock Kitchen & Bath
Belle River 4-H Club
BLB Engraving
Bluewater Boiler & Mechanical, Inc.
Brian & Susie Ross
Brockway 4-H Club
Brown City Elevator
Bryon Quinlan White Dove
Concessions
C. Roy, Inc.

Carl & Mary Lee Vermeesch
Carl's Septic Service
Child Evangelism
Chris' House of Style
Cutler's Pheasant & Poultry Supply
Cutting Edge Tree Care
Darlene M. Brown
David & Joann Murphy
D.D. Murphy & Associates
Discount Tires
Donald & Diana Dove
Douglas & Deanna Wendland
Dr. Jill Gillhooley
Eastern Michigan Bank
Ed & Mary Taylor
Emmett Lions
Erv Westrick Restorations
Family Farm & Home
Fox Family
Fox's Lawn Care
Georgene Bender
Gerald & Marilyn Dove
Gill's Electric Co., Inc.
Gleason Butler Sharpe VFW Post
#5585 Auxiliary
Goodells Mini Storage
Great Lakes Tire & Retreading
Heinz Chiropractic
Jaskolski Farms
Jason & Amanda Teichow
Jeff & Katrena Jordan
Jet's Pizza Southend Port Huron
Jones Equipment Rental
Kara Anderson
K/E Electric Supply
Kent Renn
Krause Veterinary Clinic
Lavender Creek Farms
Law Offices of Timothy G. Wegmeyer
Leonard & Sharon Kortas
L.T.C. Enterprizes/Ken Pakulski
Linda Baker
Linda Tripp
MacKenzie Clan

Martha Smith
Marysville Car Care
McCann Family

TROPHY SPONSORS

Michigan Precision Swiss
Midwest Metal Construction, LLC
Mike & Val Fusee
Mr. & Ms. Dale Avery
Mr. & Mrs. John Jacob
Mr. & Mrs. Ray Butler
Mr. & Mrs. Tom Vincent
Mr. & Mrs. Thomas Whitenight
Muxlow Meats
Osage Farms
Pam & Dave Volkman
Paradise Concessions

Peggy Gregg
Perch Point Conservation Club
Petoskey Stone Media, Inc.
Phantom Rod's Market
Preston Beef Farm
Pine River Sportsman's Club
PRI4
Professional Counseling Center
ProStaff Physical Therapy
Red Barn Farm/Roger & Pam Doyle
Reptoid Racing
Rob Collins
Rosseel's Farm & Garden Supply, Inc.
Sandusky VFW Post 2945
South Park Lions
Stockwell Construction
St. Clair County 4-H Council
St. Clair County Sharpshooters

Superior Heating & Cooling
Ted's Coney Island
The Pond Guy
The Rodriguez Family
Three Little Ladies Rabbitry
Tim & Jessica Sexton
Vinckier Food Wadhams, LLC
Winn Heritage Farms
Yale Steel
Zimmerman Farms, Jenifer & Alison
Murray

RULES & REGULATIONS

1. Exhibitors, their family and visitors to the Fair MUST follow the guidelines set out by the Center for Disease Control, State of Michigan, MDHHS, St. Clair County Health Department, or the Fair.
2. No smoking in Goodells County Park.
3. All spectators and fair participants must wear shoes in Goodells County Park at all times.
4. All exhibitors should carry some type of liability and hospitalization insurance.
5. The Fair Board carries a general insurance policy for the fair. Exhibitors and spectators are largely responsible for their projects and self while at the fair. In the event of a problem, report to the fair office immediately and fill out an Incident Report Form.
6. Designated security agency will enforce rules.
7. All fair superintendents have the right to dismiss any exhibitor if he/she becomes a hazard to himself/herself or other exhibitors.
8. Exhibitors not following rules may be denied participation in next year's fair.
9. Absolutely no alcoholic beverages or illicit drugs allowed in Goodells County Park or campgrounds.
10. No unauthorized solicitation in Goodells County Park.
11. No motorized vehicles, bicycles, scooters, skate boards or roller blades allowed in Goodells County Park or campgrounds.
12. No parking around barns. All deliveries to barns must be made between 11 p.m. and 9 a.m. each day. No vehicles allowed behind barns between 9 a.m. and 11 p.m. Move your vehicle to parking lot after unloading.
13. No unauthorized vehicles in Goodells County Park/campgrounds.
14. In the event of inclement weather, seek shelter at the designated areas on the park map or seek shelter outside of Goodells County Park.
15. No coffee makers/pots, microwaves, crock pots or electric kitchen appliances are to be plugged in or maintained in any barns or area surrounding barns.
16. Spark plug disconnected in engine projects.
17. No dogs or any other animals not affiliated with the fair allowed in the county park (including campgrounds).
18. All animals to be led to and follow designated walkways to and from the show rings, practice rings and trailers.
19. No animals in the spectator area.
20. No horses in stalls with fuse box.
21. No spectators during the loading and unloading of animals.
22. Unload in designated area only and follow traffic pattern.
23. All exhibitors exhibiting livestock must clean and help dismantle pens when removing exhibits. See individual project guidelines or consult project superintendent for project release time.
24. All animals to be tied properly. All dogs must be on a leash for dog show and pet parade.
25. Still Exhibits released from barn at a time designated. Any exhibits not picked up during that designated time will be transferred to the Fair Office to be picked up by exhibitor at a time to be determined. The Fair is not responsible for the

condition of projects not picked up during the designated pick up time.

26. Rules found in the Fair Book take precedence over any previous publications prior to May 1 of the current year.
27. Eligibility: To participate as a youth, exhibitors must have reached their eighth birthday as of January 1 of the current year; upper age limit is exhibitors who have reached their 19th birthday by January 1 of the current year. Fair age will be determined as of January 1 of the current year.
If you were born in (age as of Jan. 1):
2013 you are 8 years old
2012 you are 9 years old
2011 you are 10 years old
2010 you are 11 years old
2009 you are 12 years old
2008 you are 13 years old
2007 you are 14 years old
2006 you are 15 years old
2005 you are 16 years old
2004 you are 17 years old
2003 you are 18 years old
2002 you are 19 years old
Clover Sprout age is determined as of January 1 of the current year. If you were born (age as of Jan 1) in:
2016 you are 5 years old
2015 you are 6 years old
2014 you are 7 years old
28. Each exhibitor must register online, complete online the Livestock Drug Form, Livestock Care Agreement, and any online Pre-Entry forms by July 1. Online entries are free and completion of that process will satisfy all requirements to submit a paper entry form and pre-entry forms in project areas. For project record books, please refer to individual project areas, along with the Livestock Rules & Regulations. **The fair entry program is called ShoWorks. This entry is separate from enrolling in 4-H.**
29. Exhibitors will be provided with exhibit tags.
30. Any livestock or still exhibit project that is not pre-registered may not be allowed to show. If allowed to show, failure to pre-register and/or fill out the online entries by the deadline will result in premiums not being paid and exhibit not being eligible for a championship.
31. Exhibits leaving before release time will forfeit all premiums.
32. Each exhibitor will assume all risk in taking their exhibit to the fair. If exhibits are brought in before exhibit time, you must properly label your exhibit and leave in proper exhibit area. Every article or animal upon the grounds will be under control of the Society. While the Society provides precautionary

measures for the protection of all exhibits and articles brought upon the grounds, it will not be responsible and for loss, theft, injury or damage by fire, lightning, wind or any other act to such animal or article on exhibition or display, and upon which condition all entries are accepted.

33. The Society cannot be held responsible for mistakes in this book or on the website, social media, and we reserve the right to make corrections where and when they appear.
34. 4-H exhibitors participating in the St. Clair County 4-H & Youth Fair may not show the same species/still exhibit through 4-H in any other county fair during the current year.

PREMIUMS

35. Premiums will be mailed to exhibitors after the fair. Exhibitors will be paid on the basis of their A & B rating ribbons. An exhibitor can enter an unlimited number of classes in most divisions unless otherwise noted. However, the exhibitor will receive premium money only on the top three ratings in each project area, and will be paid only once in each class. Funds to pay premiums come from the St. Clair County Agricultural Society and payment may be subject to fair receipts and may be prorated, or not paid due to negative revenue.
36. Exhibitors with livestock must clean their pen or stall at the end of the fair. Superintendents will withhold premiums from exhibitors who do not clean their respective pens or stalls.
37. Persons not completing online entries will not receive premiums. Premiums are not paid for Honorable Mention or championship classes. Online entries are due July 1.
38. Premium check discrepancies must be settled with the Society within 60 days of the date checks are issued.
39. The Society reserves the final and absolute right to mind all matters, questions or differences. It further reserves the right to amend or add to these rules, modify classes, cancel classes or restructure fair.

RIBBON GUIDELINES

40. Each exhibit will receive a rating ribbon, A, B or C. Grand and reserve ribbons awarded in all project areas, if warranted. Grand Champion, Reserve Champion and Honorable Mention ribbons can only be awarded to A-rated exhibits. Exhibits are ineligible for any championship class/award in the project area in which a deadline was missed.

TROPHY GUIDELINES

41. Trophies will be awarded at the judge's discretion. All trophies awarded must be sanctioned by the St. Clair County Agricultural Society. The Society reserves the right to modify, revoke and/all awards, if deemed necessary.

FAIR CODE OF CONDUCT

Conduct Policy: Anyone participating in a 4-H activity caught in the act of theft or vandalism, or caught with illegal drugs, alcohol or under the influence of, who is involved in such act as unsportsmanlike conduct, foul language or animal abuse, may be dismissed from Goodells County Park. Premium monies will be forfeited if exhibiting and if it is determined by the Fair, 4-H Staff, leaders, or persons in charge of the activity that the offense warrants it, the offender may be turned over to the proper authorities.

Participation in the fair is subject to the observance of the fair rules and regulations. Determination of disciplinary action shall be done with input from the volunteers, fair staff, S.C.C. Agricultural Society Board of Directors, superintendents, etc. overseeing the program or activity.

Final decisions about discipline will be made by the St. Clair County Agricultural Society Board of Directors.

- a. Exhibitors/Parents/Guardians will show respect for and cooperate with fellow parents, leaders, exhibitors, fair staff and volunteers.
- b. Follow fair rules and regulations when participating in the St. Clair County 4-H & Youth Fair
- c. Under no circumstances commit or threaten violence towards any individual or group.
- d. Under no circumstances possess, sell or consume alcohol or possess, sell or use controlled substances at the St. Clair County 4-H & Youth Fair.
- e. Under no circumstances bring dangerous or unauthorized materials (such as explosives, weapons or similar items) to the St. Clair County 4-H & Youth Fair.
- f. Abstain from harassment or bullying of another participant, parent, volunteer, fair staff member (either face-to-face interactions, through social media or other communication venues), particularly when the behavior is disrespectful as regards a person's gender, race, age, sexual orientation, religion, national origin, disability or appearance.
- g. Not cheat or falsely represent efforts related to your exhibition or participation at the fair.
- h. Show the utmost in sportsmanship in a competitive environment, including but not limited to vigorously arguing with exhibitors, parents, guardian, superintendents, judges, regarding decisions made during a competition.



ADMISSIONS

Admission is \$10/per person. Children 8 and under are always free.

OR, purchase a weekly admission pass for \$50. Each weekly admission pass admits one car and all occupants (if purchased between June 1-July 1).

OR, purchase a weekly admission pass for \$60. Each weekly admission pass admits one car and all occupants (if purchased between July 2-July 17).

OR, purchase a daily admission for \$25 at the gate (July 18-23) during the fair. Each daily admission admits one car and all occupants on the date purchased.

Weekly admission pass can be purchased ahead by mail.

Note: This must be in our office by July 1. Send \$50 (make checks payable to SCC Ag Society) and send self-addressed stamped envelope to S.C.C.A.S., P.O. Box 325, Marysville, MI 48040. Credit cards accepted at Fair Office in Marysville only.

LIVESTOCK RULES & REGULATIONS

REGISTRATION & FAIR ENTRY

1. All market animals must be tagged at a place and time designated each year by the Junior Livestock Sale Committee in order to be eligible for showing and sale. In the event your market animal loses an ear tag provided by the St. Clair County 4-H & Youth Fair, it is the exhibitor's responsibility to contact their superintendent. It is the superintendent's responsibility to ensure that no market animal enters the fairgrounds at fair time without proper St. Clair County 4-H & Youth Fair identification.
2. Ear tags, tattoo markings, ear notches or color markings must correspond to the registration papers.
3. All state sanitary and health regulations must be met, and will be checked prior to unloading animals.
4. Refer to individual project areas for check in times of animals, or the chart in this book.
5. All livestock projects must be registered by a date set by the Fair Board, found in the Rules & Regulations division of this book. Animals not registered will be subject to the Fair Board policy regarding ineligibility for grand and

reserve champion, denial of premiums, up to not being allowed to exhibit.

6. All exhibitors must have viable proof of ownership available to prove length of time animals have been owned. Market animals (beef, sheep, swine, goats) must be owned and under exhibitor's daily care according to established rules and regulations for the fair or livestock exposition. This also includes all small market animals (rabbits & poultry). The official ownership date is the date shown on the bill of sale, unless the animal was bred by the exhibitor, in which calving or birth records must be shown. (Local rules may determine ownership requirements for non-market animals). Registered breeding livestock must show the exhibitor as the sole owner of the animal on the breed association papers or certificates.
7. No exhibitor may show an animal which has been previously sold at an auction or sale as a market animal through another fair, livestock show, whether or not there is an actual change of ownership (progressive level shows excluded). Any method used to misrepresent the age of an animal for a class in which it is shown is deceptive and considered illegal. Showing an animal for another individual by claiming ownership in order to show in a specific livestock class or event is prohibited. False ownership is illegal.
8. Livestock dairy, beef, sheep, swine, llamas, goats, poultry & rabbits cannot be exhibited at another exhibition within 14 days prior to the first day of fair.

LIVESTOCK EXHIBITION GUIDELINES

1. Market sale animals released starting at 8 p.m. on Saturday. Animals will not be released before this time unless express permission has been granted by the Society. Livestock going home with exhibitors (beef, sheep, swine, dairy, goats, llamas) are released at 8 p.m. on Saturday of fair. Livestock not specifically stated must stay at the fairgrounds until hour of release as stated by project area.
2. All exhibitors exhibiting livestock must clean and help set up and tear down pens. See chart in this book.
3. All exhibits of livestock and the area occupied by them must be kept in good order by the exhibitor as directed by the superintendent in charge.
4. Each exhibitor and/or exhibitor's group is responsible for their own cleaning equipment such as rakes, forks, shovels, broom, feed dishes, water buckets, hoses & wheelbarrow. It is highly recommended that exhibitors place their names on each piece of equipment brought to the fair in a legible, water-resistant manner.
5. Each exhibitor must provide his/her own hay, straw, wood chips, sawdust & feed for their project animals at the fair. Wood chips may be purchased at the fair.

6. Exhibitors are responsible for the immediate removal of any deceased animals from Goodells County Park.
7. Animals exhibiting any of the following conditions, symptoms, or behaviors shall not be permitted to enter the show:
 - a. Animals showing no evidence of being dehorned;
 - b. Male animals over four months of age except those permitted in the respective division classes;
 - c. Stags (market steers, lambs, hogs).
 - d. External parasites: lice, ticks, mange or other obvious disease or unthrifty animals.
 - e. Failure to lead or be handled by the exhibitor in or out of the show ring. (All species at halter, collar or lead strap. Judge's discretion).
8. Each exhibitor is required to read and agree to the "Livestock Care Agreement" found in this book and on the website, and indicate so at the time of entry.
9. Ten placing ribbons will be offered in each class. Champion and Reserve Champion ribbons will be awarded when classes warrant it.
10. Exhibitor and/or their parent/guardian is responsible for all veterinarian bills associated with their animals on exhibit and will be required to make payment to the veterinarian at the time services are rendered. This responsibility spans the entire time the animal is on exhibition at the fair.
11. Livestock should be fed and watered prior to 10 a.m. each day of the fair and again by 7 p.m. each day.
12. Pen(s) should be cleaned as necessary throughout the day and check feed and water livestock throughout each day.

Definition of clean pen:

- a. Swine/Rabbits/Poultry: Removing all wood chips from the pen and replacing them with dry wood chips. Abundant bedding to absorb spilled water and urine.
 - b. Sheep/Goats/Horses/Beef/Veal: Remove any wet or dirty bedding in the pen and replace with dry bedding. Abundant bedding to absorb spilled water and urine.
13. Barns are closed between 11 p.m. and 6 a.m.
 14. Livestock ownership/registration cannot be transferred once livestock is tagged and registered for the fair.

RETAGGING POLICY

1. All replacement animals are ineligible for Grand and Reserve Champion market animal awards.
2. Exhibitors may replace a steer in the event of death or injury/illness that is irreversible and documented by a vet or superintendent on or before April 30. Proper contacts must be made with the superintendents and the replacement animal form completed and turned into the Fair Board, Livestock Sale Committee, and the project superintendent.
3. Exhibitors may replace a market lamb, goat, hog or veal in the event of death or injury/illness that is irreversible

and documented by a vet or superintendent on or before May 31st. Proper contacts must be made with superintendents and the replacement animal form completed and turned into the Fair Board, Livestock Sale Committee, and project superintendent.

LIVESTOCK DRUG & HEALTH

1. The use of any illegal drugs is prohibited. Legal or illegal substances used to phenol typically alter the appearance of an animal entered in livestock events is prohibited. Use of illegal drugs is considered a premeditated act!
2. Any information obtained in the practice of illegal alteration of an animal will be turned over to the proper authorities for criminal prosecution. **THIS IS A ONE STRIKE AND YOU ARE OUT POLICY!** Exhibitor will forfeit any premium, awards, or auction proceeds, and will be prohibited from further competition at shows in the United States; as well as being subject to criminal prosecution if proven guilty.
3. Treating an animal internally or externally, with any irritant, counter-irritant, or other substance used to artificially change the conformation or appearance of an animal for show is considered unethical, inhumane, and is prohibited. This includes, but is not limited to the use of graphite, powders, hemp, artificial hair coloring, common products such as fly spray, ointment or liniment used to the point that it is irritating (unless required to reduce edema at time of calving) or similar type products. The use of dyes, spray paint or other artificial coloring which result in altering an animal's true and natural appearance and/or color is prohibited. Adding false hair or hair-like material, fleece or skin at any point, spot or area of the animal's body is illegal and will result in immediate disqualification. Any liquid or substance not considered part of an accepted and normal diet for livestock is deemed illegal and inhumane. For example: the use of alcoholic or carbonated beverages as a drench or filler, etc.
4. The use of tranquilizers, sedatives, or depressants which alter the physical or physiological state of the animal is illegal. Exceptions to this rule would be a licensed, certified veterinarian's treatment for a recognized disease or injury, or recommendation for tranquilizing breeding animals in heat that might compromise the safety of others. The drugs must be approved by the Food and Drug Administration for use in meat producing animals. All exhibitors shall advise show management of any drugs and/or medications administered to an animal that might be detected at the time of showing or at meat inspection. The name of the drug, its purpose, the person who administered the drug, time and date of administration shall be presented to show management prior to the showing and sale of the animal. Failure to report this information to the show management/superintendent will result in severe penalty and/or disqualification. Any use of drugs or substances not approved by the Food and Drug Administration is strictly prohibited. All animals entered into livestock competition shall be subject to testing for foreign substances that exceed acceptable levels established by the FDA, FSIS, USDA or EPA. During the livestock events, in the case of animals requiring treatment, all medications shall be administered by a licensed veterinarian and the livestock superintendent shall be notified.
5. Surgery, injection or insertion of foreign material or air under the skin and/or into the flesh of an animal to change the natural contour, conformation or appearance of an animal's body is illegal. This includes vegetable oil, silicon or any other substance used to alter the shape of the animal. Acceptable practices of physical preparation which are allowed include clipping of hair, trimming of hooves, de-horning, or removal of ancillary teats.
6. The balancing of the udder by abnormal means that include the use of a mechanical contrivance or the injection of fluid or drugs, setting the teats and/or occluding (sealing the ends) with a mechanical contrivance or with the use of a chemical preparation is illegal. Treating or massaging the udder or its attachments with an irritant or counter-irritant is prohibited.
7. The Society reserves the right to require animal health certificates. Health inspections and diagnostic tests may be made before or after animals are on the livestock show premises for exhibitor and animal safety, or to regulate disease control procedures which may become necessary in emergencies as determined by animal health officials.
8. Any animal is subject to examination or tests to determine if a substance has been administered to alter its conformation and/or temperament.
9. Exhibitors of all market animals must certify their compliance with manufacturer's pre-market withdrawal periods specified for any medication, drug, pesticide, or feed additives administered.
10. All tests will be conducted at the time of show.
11. "The Livestock Drug Test Authorization" must be read and agreement implied and consented to at the time of entry into the fair.

LIVESTOCK EXHIBITOR CONDUCT

1. Exhibitors must fit, show and take care of their own animals at the fair.
2. Exhibitors are expected to feed, water, care for bedding, cleaning and groom their animals while at the fair or

livestock show. (Individual consideration will be given in extenuating circumstances). Adults will not be allowed to physically assist in the preparation of the animal while at the show. Verbal instruction will be allowed, but no physical assistance permitted. Physical assistance may be rendered by other junior-aged members in good standing in 4-H and FFA programs. Any violations of this rule may result in immediate disqualification from the show.

3. The use of inhumane fitting, showing and/or handling practices or devices shall not be tolerated. For example: Breaking of tails, striking of the animal to cause swelling or for bracing purposes, use of an electrical contrivance, or use of overly severe bits is not acceptable.
4. Direct criticism or interference with the judge, show management, or exhibitors, breed representatives or show official before, during or after the competitive event is prohibited.

LIVESTOCK DRESS CODE

Beef/Sheep/Swine/Veal/Market Goats/Poultry/Rabbits

Exhibitors will show their livestock projects in dark colored jeans or slacks and should be in a collared shirt or blouse and leather boots or shoes (unless otherwise specified).

Hats, t-shirts, club shirts, shorts, tennis shoes and gum chewing are unacceptable and will not be allowed in the show ring.

LIVESTOCK SALE

1. All exhibitors of livestock that will be sold at the Junior Livestock Sale are required to help set up and tear down the sale arena as well as hand out refreshments to buyers during the sale. See times on the chart in this book.
2. At the time an animal is sold at the livestock sale the exhibitor shall be held directly responsible for animals that are rejected at a processing center due to the presence of foreign residues. The seller may be liable to the buyer for an amount equal to three times the purchased price and may also be liable for attorney fees and civil penalties. Show management may share acceptable intelligence and evidence information with FDA and USDA. If for any reason, any part of a meat animal carcass must be removed by the FDA or USDA inspectors, the market price will be discounted.
3. Champion livestock must be sold at the Junior Livestock Sale.
4. Animals not shown in a market class on show day cannot be sold in the sale unless approved by the Livestock Committee.
5. Those desiring not to sell must notify the superintendent in writing by the show conclusion of their judging day

that they wish to withdraw from the sale. No animals may be withdrawn after this date and hour.

6. It shall be the responsibility of all project exhibitors to get their animals to the sale area on time.
7. All market livestock are to be shown and sold by the registered owner. Exceptions may be brought to Fair Board.
8. Exhibitors with animals properly consigned who later refuse to sell their animal will be prohibited from participation for the present and ensuing year's sale. Project awards and premium awards will also be forfeited.
9. Exhibitors may only sell their livestock by private treaty upon completion of the Junior Livestock Sale on Thursday. Exhibitors selling or listing for sale prior to the completion of the livestock sale will be considered the same as members cosigned and refusing to sell as far as the rules are concerned. Market animals excluded from the livestock sale are prohibited from soliciting and advertising their animals until the conclusion of the sale.
10. The exhibitors of the animals sold on the Junior Livestock Sale will turn over to the Livestock Committee a percentage of the sale price (commission) of their animal or animals. The funds of the Committee thus collected will be used to pay for livestock sale expenses.
11. Any animal not placing Grand Champion or Reserve Champion of the entire show will be placed in the sale order according to the placing. The sale placing will be determined by the Livestock Committee.
12. Animals entered in market class will be weighed as they are unloaded. This will be their sale weight.
13. Animals sold at auction become the property of the buyer at the time the auctioneer recognizes the buyer and announcement of sale is made. Exhibitor to continue to care for livestock until the end of the fair.
14. All re-sales become property of the Junior Livestock Sale Committee to be resold for market. Proceeds will go to the Junior Livestock Sale Committee unless otherwise specified and agreed upon by the Junior Livestock Sale Committee. No animal is to be sold through the Junior Livestock Auction twice.
15. All sales are final
16. Overweight hogs to be sold last in the sale order or as otherwise specified by the Sale Committee.

GRIEVANCES

The St. Clair County Agricultural Society/Livestock Sale Committee will accept protests as a means of initiating a drug testing procedure. Forms are available in the fair office. Those making the protest will assume all initial costs for the test. Any violation of Livestock Rules and Regulations or specific rules as designated by The Society will result in forfeiture of premiums and awards, disqualification, and may result in probationary status and/or loss of eligibility for future participation in organized livestock competition.

Possible civil penalties may be imposed by the proper authorities based on evidence provided by the livestock show of exhibitors in violation of the Federal Food, Drug and Cosmetic Act/or the animal mistreatment, neglect and abandonment laws that apply on the local, state and national levels. The decision of the livestock show management will be final. Other cooperating shows, (The International Association of Fairs and Expositions, The American Livestock Show and Rodeo Managers Association, the Western Fair Association) will be notified of the action taken by The Society which may affect the eligibility of the individual, group or sponsoring organization for participation at other shows who are also members of these organizations.

By making entry in this livestock show or event you are verifying you have read Livestock Rules and Regulations and understand the consequences of and penalties involved for illegal, unethical, inhumane, and unfair practices of competition. You also verify that you and your family may be prohibited from future participation in organized fairs and livestock shows in the United States, and could face possible criminal prosecution and/or civil penalties if implicated in any of the aforementioned acts.

Further, by entry into the St. Clair County 4-H & Youth Fair you are authorizing the testing of any of your animal exhibits for tranquilizers, sedatives, depressants which alter the physical or physiological state of the animal which are deemed illegal by exhibition, and/or dyes, coloring agents, graphite, powders, hemp, artificial hair coloring.

LIVESTOCK CARE AGREEMENT

By submitting an entry form and typing yes to this agreement, exhibitor agrees to provide humane treatment to their livestock project animals. This includes but is not limited to proper feeding, watering, and cleaning of pens throughout the entire fair week. In the event the superintendent notes improper care or cleanliness of their pen, exhibitor accepts the following consequences which will occur:

If a superintendent deems there's a violation in rules on cleanliness and/or general care for livestock, the superintendent will place a red tag on the pen. Exhibitors are to rectify the outstanding problems immediately, but not later than two hours after the red tag notification is placed on the pen.

Exhibitor further agrees to clean their pen(s) and feed and water their livestock prior to 10 a.m. each day of the fair. Exhibitor further agrees to clean their pen(s) as necessary throughout the day, and feed and water their livestock by 7 p.m. each day. See definition of a clean pen under Livestock Exhibition Guidelines.

Exhibitor further agrees to provide all necessary bedding materials for their pen, as well as feed for their livestock during the week of the fair. Exhibitors further agree to provide all necessary equipment for the barn as stated in the Livestock Exhibition Guidelines.

RED TAG POLICY

1. Any pen/stall/cage not clean or animals fed/watered by the designated times as outlined under Livestock Exhibition Guidelines shall have a "red tag" placed on their pen/stall/cage.
2. Upon a "red tag" being placed on a pen/stall/cage the exhibitor shall have two hours to rectify that offending condition.
3. If the offending condition has not been rectified within two hours, the superintendent/fair representative will call the exhibitor and/or parent to notify them of the placement of a "red tag" and the requirement that the offending condition must be rectified within an hour.
4. If the offending condition has not been rectified after an hour upon notification to the exhibitor and/or parent of the exhibitor, it will be considered that the exhibitor has one violation of the Livestock Exhibition Guidelines.
5. Once an exhibitor has two violations of the Livestock Exhibition Guidelines relating solely to the pen/stall/cage cleanliness or their animals not being properly cared for the exhibitor may be required to remove their exhibition from the fairgrounds, at the discretion of The Society.

ADULT OPEN CLASSES

1. All general rules apply to open class exhibitors, which are adults 20 years of age or older.
2. All health requirements same as for 4-H and youth exhibitors.
3. Ribbons will be awarded for all places listed for each class unless otherwise specified.
4. Exhibitors must complete an online entry by July 1.

CLOVER SPROUT CLASSES

1. Youth between 4-H ages of 5-7 as of January 1 of the current year can enter in the fair as Clover Sprouts.
2. Livestock shown by 5-7 year old's will not be sold at auction.
3. No premiums awarded. Participation ribbons will be awarded.
4. Clover Sprout exhibitors with multiple still exhibit projects will be judged by 1 person in a very relaxed interview. All still exhibit projects will be judged at this time.

5. Parents are encouraged to be supportive; however, the interview is with the child only.
6. Projects limited to three (3) in still exhibit barn.
7. Due to lack of display space, please no larger than a half sheet of poster board for posters.
8. Collections exhibited should be by photograph exhibit only.
9. Any project record books or posters should be brought to your interview.
10. Clover Sprouts may exhibit Clover Sprout Classes in each livestock area as follows:
 - a. Clover Sprouts may use their own livestock (poultry, rabbits, sheep, prospect beef, veal, goats, dairy, llamas, dogs, cats, horses, walking fleece) or exhibitors may borrow livestock in those project areas in order to exhibit. Livestock cannot weigh over 600 lbs.
 - b. Clover Sprouts must borrow a swine project.
 - c. Clover Sprouts must be accompanied in the livestock exhibition area, make up ring and show ring by a teen exhibitor, 4-H leader or parent.
 - d. Must sign up for Clover Sprouts online in each project area of anticipated participation (Except Still Exhibit Barn Projects which is Division 6001, Class 10). See each project guideline for project requirements, show schedule, check in times and project exhibition time.
11. Livestock classes do not count towards total number of projects exhibited in still exhibit barn.
12. Clover Sprout livestock do not have to be tagged and/or weighed in May due to their ineligibility to sell at auction.
13. Please note when signing up in each livestock project area the distinction between exhibiting and bringing an animal versus exhibiting and borrowing an animal. This is done so that project superintendents may calculate stalling requirements.

RELEASE & AUTHORIZATION FOR PHOTOGRAPHS

By completing the online entry process, or purchasing an admission pass, or entering the gates of the St. Clair County 4-H & Youth Fair you are authorizing the employees, volunteers or agents to use and publish any photographs that you may appear in or provide to The Society in print or electronically in conjunction with the St. Clair County 4-H & Youth Fair.

Further, all rights are waived to inspect or approve the use of photographs taken at the St. Clair County 4-H & Youth Fair.

Further, upon entry to the St. Clair County 4-H & Youth Fair you are releasing and holding harmless all employees, volunteers and agents from any liability whatsoever by virtue of the taking of the photographs and their use by The Society.



JUNIOR LIVESTOCK SALE

Auction Sale – Thursday, July 21, 2022 starting at 4 p.m.

Order of Sale: Beef, Veal, Goats, Rabbits, Poultry, Swine, Sheep.

Buyer's Dinner: 5:30 to 7:30 p.m.

Silent Auction 4:00-6:00 p.m. with selected Poultry & Rabbits

Each buyer will receive a Buyer's Ribbon. Purchasers of Grand and Reserve Champion animals will be awarded a trophy or plaque at the sale. Pictures will be taken of all owners, animals and their buyers. Expense of the pictures will be borne by the owner/seller.

All re-sales become property of the Junior Livestock Sale Committee to be resold for market. Proceeds will go to the Junior Livestock Sale fund unless otherwise specified and agreed upon by the Junior Livestock Sale Committee. No animal is to be sold through the auction twice. All sales are final.

WHOLESALE MEAT ASSURANCE PROGRAM

1. Prohibited are the uses of any non-approved chemicals or the improper use of any approved chemicals.
2. Any animal is subject to examination or tests to determine if a substance has been administered to alter its conformation and/or temperament.
3. Exhibitors of all market animals must certify their compliance with manufacturer's pre-market withdrawal periods specified for any medication, drug, pesticide, or feed additives administered.
4. If any carcass is deemed unacceptable and therefore condemned for any reason by the USDA meat inspection standards, the exhibitor will not receive payment and if applicable, sale monies will be returned to the buyer. Further, if any animal tests positive for or is condemned because of a violative residue, the following actions will be taken:
 - a. All awards will be forfeited. However, the rankings of animals in the show ring will remain unchanged.
 - b. A violative residue finding will result in permanent disqualification from exhibiting at the fair.
5. All tests will be conducted at the time of show.
6. Drug related protests: The St. Clair County Agricultural Society/Livestock Sale Committee will accept protests as a means of initiating a drug testing procedure. Forms are available in the fair office. Those making the protest will assume the initial costs for the test.
7. "The Livestock Drug Testing Authorization" is agreed to by exhibitor upon the completion of the online entry process. Each market livestock exhibitor will be required to acknowledge reading and acceptance of livestock exhibition rules outlined.

2021 LIVESTOCK SALE BUYERS

Allenton

Matthew Rhein

Armada

Armada Grain

Avoca

Gary & Jennifer France

Preston Beef Farms

Brandon Vancamp

J. Nuse

Scott Watson

Tom & Tracy Vincent

Avoca

Todd & Dawn Keuning

Steven & Carolyn Richards

Sunrise Stores

Midwest Materials, Scott Ramsey

Dan Cowhy Excavating

Berlin

Blumerich Farm

Bessemer

Terry Kryshak & Judy Palmateer

Bonita Springs

Scott & Connie Hill

Brown City

Brown City Elevator

Michael Grone

Muxlow Meats

Burtchville

Chris & Becky McNaughton

Capac

Schultz Firearms

Casco

Great Lakes Power & Lighting
RJL & Son Farms
Adair Grain & Feed
Frank Cole
Thueme Farms, LLC
Tranchida Farrier Service
Thueme Hog Farm
Robert Clancy Contracting

Chesterfield

Rosseel's Farm & Garden

China Township

Denise Stier
Adam Ellery

Clyde Township

Thrushman Family Farms
Darryl & Tricia Kata

Columbus Township

A Plus Angus
VRF Technologies
Pantry Project by Rustic Ramblers
Winn Heritage Farms
Blue Water Gas Storage
Tom Hackstock
Wessel Family Seed
Joe Folske

Cottrellville Township

Fury Bullet Company

Croswell

O'Connor Cattle Company
Dave Tharrett
Eastern Michigan Bank
Rhett & Barb Hurley
Helena Chemical
Fleming's
Johnson Farms
Bradley & Sarah Rushmore

Dearborn

Cindi Rodriguez
Jessie Thueme

Dundee

Bechler Family Concessions

East China Township

Law Office of Tim Wegmeyer

Emmett

Donna Wojtysiak
Blue Water Equine Hospital
Nick Garofalo
Multi Centerless Grinding
Dale & Laura Stade
Tracey Hillis
Dan & Debbie Greenia
Siegel Sand & Gravel
Eric Raymo

Fair Haven

Steve Grosso/Grosso Trucking
Chris Ruemenapp
Bryant & Ashley Sebastian
Joe & Theresa Whitenight
Bluewater Boiler & Mechanical

Fenton

Talking Parrots

Fort Gratiot

Judge Cynthia Lane
Schultz Family McDonald's
Nathaniel Landreville

Fowlerville

Munsell's Poultry Processing

Goodells

Andy Runnals
Wendy Peters
Sulkowski & Sons Farms

Grant Township

Carl & Tiffany Rich

Greenwood

Marsh Gamebirds

Harper Woods

Brad Hanson

Higgins Lake

Bill Putney

Imlay City

Cynthia Sullivan
Gladys Burlison
Victoria Modrich & Phil Yerty
Mike & Michelle McKee
Travis Priehs
Ray Long

Kenockee Township

Keuning Construction
Black River Veterinary Clinic
Richard Corn
Tim & Lori Warchuck
Rob & Cathie Usakowski
Alex & Sons Tree Service

Lakeport

Christine D'Luge

Lapeer

Choice One Bank
GreenStone Farm Credit

Lenox

Chris Knapp
John & Karen Knapp

Marlette

Michigan Ag Commodities

Marysville

Vaughn Vancamp
Mark & Kristine Moses

Memphis

Peters Brothers Farms

Mt. Clemens

Wolverine Truck Group

Muskegon

Family Farm & Home

New Baltimore

Jeff Wooten
Richie Burlison

New Haven

Frank Mackenzie

North Branch

Dick Coulter, Inc.

North Street

Mike & Val Fusee
John & Sandy Schott

Ortonville

Calftech

Palms

John Westerman

Peck

Johnston's Meats

Port Huron

Bill Fealko
Petosky Stone Media
Kevin Kish
William Sullivan
Christopher Rossow, DDS
Carolyn Modrich
Randal Westrick
The Pepper Restaurant

Richmond

Joseph Phillips
Dr. Eric Groeneveld, DDS
Heinz Chiropractic
Agri-19
Steven & Lynn Marcath

Riley

Greenwood Veterinary
Dave Rakes
Cody Johnston

Romeo

Leonard Wranosky & Son
D & N Gage

Sandusky

St. Clair County Farm Bureau
Tri County Equipment

Shelby Township

Joseph Mallia
Discover Plumbing

Smiths Creek

James Hunger
Sullivan Farm
Wadhams Rd. Animal Clinic

St. Clair

Frazer Building Co.
Neiman's Family Market
Gary Ellery
Melanie Moser

St. Clair

Pete Ries
Pete & Jan Mudri

Sterling Heights

Amalio Corporation

Traverse City

Nathan & Heather Distelrath

Utica

Randy Schultz

Wales Township

Mark Hinojosa
Jaskolski Farms, LLC
Tonya Thorner
Ted Piotrowski
Lisa & Jon Green
James Amthor

Washington Township

Pro-Line Asphalt

Waterford

Curt Redinger

Yale

Comfort Prosthetics
Jeff & Cheri Chandler
C. Roy, Inc.
Yale Steel, Inc.

HORSE & PONY

Light Horse Superintendents:

Connie Murray (810) 705-4401

Duke Fields (810) 956-5115

Mini Horse Superintendent:

Cheryl Thuma (810) 650-9485

Olivia Child (810) 844-6464

Judging Time: See Horse Judging Schedule

Project Set Up: Friday @ 6 p.m.

Check in Time: Sunday 4-8 p.m.

Check Out Time: Sunday 6-11 a.m.

Judging Location: Horse Ring A & B

Premiums: A=\$6; B=\$4; C=No premiums.

Premiums Project Record Books: A=\$2; B=\$1.25; C= None.

Exhibitors in the Horse & Pony Project Area may show both a light and a miniature horse.

HORSE PROJECT GROUND RULES

1. Leaders and parents are responsible for their members obeying these rules.
2. Authority of the Fair Superintendents is to be respected at all times.
3. Stall cards with member's name, emergency contact number, and club must be visible on the stall on the project animal.
4. No riding or sitting on horses in or around the barns.
NOTE: Members may ride in show/practice ring, or other designated areas assigned by superintendents and the Fair Board only.
5. Boots must be worn for stable work. No bare feet in the barns. All riders **MUST** wear boots. Barefoot, sandals, tennis shoes, etc. are not permissible while riding, handling or caring for your horse(s).
6. Aisle ways must be kept clear at all times.
7. Please watch for fire hazards. **NO SMOKING ON THE FAIRGROUNDS!** This is a park rule.
8. Animals are to be bathed in the designated wash area only.
9. NO riding of horses up or down hill. This is a park rule.
10. Members are to lead their horses to and from rings by the proper routes. Stay within fenced areas.
11. No animal is to be taken into parking, camping or spectator areas at any time. The exception is for those who are showing out of trailers, but they must follow the proper routes to and from show and practice rings.
12. One rider on a horse. **NO DOUBLE RIDING.**
13. Use courtesy in the practice ring. Travel in the direction which personnel designate, or direction majority are traveling. Faster moving animals keep to the inside; those at slower speeds keep to the rail. Ring personnel

will be obeyed, or you will not be allowed in the practice ring. Keep the gate closed.

14. When you have finished exercising your horse, leave the ring and dismount. If you must adjust your tack, do it outside the ring. NOTE: Your horse must be properly tacked in the practice ring. **No riding in halters. It's mandatory that all participants wear protective helmets in the practice ring.**
15. Absolutely **NO** rough riding or racing is permitted.
16. There will be designated times for practicing bareback. During these designated times, only bareback riding will be allowed in the designated practice ring. NO BAREBACK RIDING IS TO EVER TAKE PLACE IN THE SOUTH PRACTICE RING NEAR THE RIVERSIDE PAVILION.
17. Members must enter classes with proper attire and tack per discipline. Check your state rule book for further details.
18. There will be no grooming or hoof blackening on the blacktop, or on the hill in front of the barns. Grooming may only be done on the grass between, or in back of the barns.
19. No lunging of horses other than in designated areas.
20. ALL PARTICIPANTS IN HUNTER (BOTH OVER FENCES AND ON THE FLAT) DRESSAGE, BAREBACK, SADDLE SEAT AND GYMKHANA CLASSES ARE REQUIRED TO WEAR PROPERLY FITTING PROTECTIVE RIDING HELMETS, WITH THE GUARD SECURED. THE HELMETS MUST MEET THE SPECIFICATIONS OF THE AMERICAN SOCIETY FOR TESTING AND MATERIALS (ASTM) MUST BE MANUFACTURED AND DISTRIBUTED BY A PARTICIPANT IN THE CERTIFICATION PROGRAM OF THE SAFETY EQUIPMENT INSTITUTE AND MUST BEAR THE SEIT CERTIFICATION LABEL.
21. Application for early release must be on file with the Fair Board per their deadline. Emergency releases must be cleared by the superintendent(s).
22. No coffee makers/pots, microwaves, crock pots or electric kitchen appliances are to be plugged in or maintained in any barns or area surrounding barns.

First rule infraction will result in verbal warning.

Second infraction of same rule, you are done showing for the day.

Third infraction of same rule, you are done showing for the week. Your project animal will remain on the grounds for the remainder of fair and you are responsible for its care.

GENERAL REQUIREMENTS & RULES

1. It is required that all exhibitors are enrolled in 4-H with a club in St. Clair County. All participants wanting to show in the horse project during fair must be in a registered St. Clair County 4-H club by May 1 of the current year. No exceptions!

HORSE & PONY CONTINUED

2. If a situation arises that is not specifically covered by these rules, you should refer to the state guidelines, "The Horse and Pony Project Show Rules & Regulations Book" as well as the "Michigan 4-H Miniature Horse Show Guidelines" issued through Michigan State University, and available at the County Extension Office or on the following website:
http://msue.anr.msu.edu/uploads/234/40261/State_Rules/pdf
3. Located in this book is a list of Rules & Regulations for Exhibitors. This information should be read, in addition to the Horse & Pony Rules & Regulations, as well as the Michigan 4-H Miniature Horse Show Guidelines.
4. The Fair Superintendent(s) will handle any rule not printed in the Fair or State Rule books. IT SHOULD BE UNDERSTOOD THAT ALL HORSE SUPERINTENDENTS HAVE THE AUTHORITY TO PULL ANY HORSE/RIDER FROM ANY RING AT ANY TIME FOR EXHIBITING UNSAFE CONDITIONS, OR UNSPORTSMAN LIKE CONDUCT! SAFETY RULES MUST BE FOLLOWED AT ALL TIMES.
5. Rules & Regulations listed in the Fair Book by Fair Board shall apply, in addition to these rules & guidelines.
6. Failure to comply with any of the rules, requirements, registration requirements or deadlines and/or failure to provide stall duties and project sponsor money may result in the ineligibility from any or all of the following: championship classes and premiums.
7. Every club must have an adult representative at the fair at all times. A senior exhibitor is NOT considered an adult representative. A parent, guardian or leader must supervise practice riding. Bareback practice is limited to the day of showing that class at the designated times, in designated ring.
8. Overt coaching will be penalized.
9. Stalls:
 - a. The Horse Superintendents must approve all stall changes.
 - b. Each stall may have one fan. No other electrical appliances of any kind are to be placed in stalls.
 - c. No hay bags are to be left in stalls overnight
 - d. No haul-in animals allowed in barns.
 - e. Only exhibitor registered to a project animal is allowed to ride that project animal. (NO ADULTS, TRAINERS, OTHER PARTICIPANTS OR SPECTATORS) In the event of an emergency situation parents or trainers may ride project animal after clearing it with a horse superintendent.
10. No night riding is allowed.
11. Protective Headgear: The helmets must meet the specifications of the American Society for Testing and Materials (ASTM), must be manufactured and distributed by a participant in the certificate program of the Safety Equipment Institute and must bear the SEI certification (SEI F1163 or above). Show official reserve the right to spot check at any time to verify compliance with helmet rule. If the helmet comes off the head while in a class it is an automatic disqualification. All participants in all hunter (over fences, on the flat and bareback), dressage, bareback, saddle seat and gymkhana classes are required to wear properly secured protective riding helmets whenever they are mounted. The exhibitor (or his or her parent or legal guardian if the exhibitor is a minor), not the local show officials or judge, is solely responsible for complying with the headgear rule.
12. Back Numbers: Exhibitors must display a visible number(s) in all classes. Any exhibitor failing to display a number(s) or displaying the wrong number(s) is disqualified.
13. The project animal's age is determined as of January 1 of the current year.
14. Project animals may be shown by siblings, limit two siblings per project animal. They may show in the same division, but NOT in the same class.
15. No exhibitor may show in the same animal project in multiple counties.
16. Horses in all classes must be serviceably sound, or they will be excused from the ring at the judge's discretion.
17. Exhibitor should own or have under continual care, as much as possible, their project animal. Feed and care should start no later than May 1st and continue through fair.
18. All horses must have a negative Coggins test to participate in Fair. **The original Coggins must be shown at check in** and a copy must be submitted to have on file. Test must have occurred at least one year from haul-out date of fair.
19. The following is a deadline schedule for turning in required forms, documentations, etc.:

May 1 – Project animal must be registered by this date, by turning in a Fair Horse Photo ID form along with a copy of said animal's current negative Coggins. It must be submitted with an identifying photo of the project animal. All photos must be clear, bright enough, and show all distinctive markings. There should be no tack or rider in the photo; except for the halter and lead. No other photos will be accepted. Failure to register project animal by these guidelines will disqualify exhibitor from exhibiting.

July 1 – Deadline for exhibitors to sign up for fair. All entries must be done online at www.stclaircounty4hfair.org

No late entries accepted after July 1. All horse classes to be competed must be listed in the online entry, including project record book. The online entry will be the final authority on class sign up for exhibitor's judging, awards and premiums.

July Leaders' Meeting – Project animals can be changed up to Horse Leaders' Meeting in July when a vet certificate and/or written letter from leader stating safety concerns. Horse

HORSE & PONY CONTINUED

Superintendents and/or Fair Board must approve these changes. No classes can be changed or added after July 1 sign up, unless approved by horse superintendents and reflect changes in project animal or safety concerns. Any exhibitor changing their project animal after May 1st is not eligible for championship classes or high-point awards.

Check-in – Horses may be checked in between 4 p.m. and 8 p.m. on Sunday before Fair. Horses must be unloaded in the parking lot, off the pavement, stop at picnic table under trees for inspection, then lead across the crosswalk, lead behind the red barn, and then up the hill to assigned barn. Original negative Coggins and helmets must be presented for inspection at this time. The exhibitor **MUST** be wearing boots at time of check in. Once your helmet is inspected, the ID you will be given must be attached at all times to designate that your helmet has been inspected. Ponies and minis will be measured and tagged at designated time (promptly after check in has closed), in front of the Quonset Hut. Gymkhana only haul-ins: Check in Saturday from 10 a.m. to 2 p.m. **ONLY** in designated area. Horses must be checked out Sunday after Fair starting at 6 a.m. and no later than 11 a.m. A barn manager must check each exhibitor's stall before horses are removed from grounds. Exceptions will be made only in an extreme emergency. Anyone leaving early without written permission from Fair Board and/or horse superintendent may not be eligible for premiums the current year or stalls the following year, and may be subject to any further discipline as the Fair Board deems appropriate.

AWARDS

1. Ten place ribbons will be awarded in each class.
2. Each animal in each class will be rated A, B or C.
3. Following is the chart of how points will be assigned for placing. These points apply to all participants, for all high points.

Grand Champion	10 points
Reserve Champion	9 points
First Place	6 points
Second Place	5 points
Third Place	4 points
Fourth Place	3 points
Fifth Place	2 points
Sixth Place	1 point
4. The judge's decision is final
5. Championship classes:
 - a. Novice and Walk/Trot exhibitors are excluded.
 - b. Only eligible 1st & 2nd place exhibitors from "age group" classes are eligible.
 - c. It is at the discretion of the judge whether there will be a ride off or not. Riders should expect to perform any tests listed in the current rule book, at the judge's discretion. **NOTE** – If an exhibitor 9-12 years

old qualifies for a championship class, and is riding bareback, where loping or cantering is required, it is parent's/leader's discretion whether the exhibitor is able to enter and ride the class and remain safe.

- d. Champions for gymkhana classes will be decided by the fastest times for each division.
- e. Championships for trail, e/w riding, reining, dressage, hunter over fences and equitation over fences will be determined by individual high points according to judge's scorecards.

CLASS SIGN UP GUIDELINES

1. Exhibitors can select only **ONE** class in each division. (Example: All Fitting & Showing is under one Division). Please refer to the guidelines below for further explanations. The division numbers are shown in the Horse Class Schedule.
2. Novice riders can only enter classes designated "Novice" on the class lists.
3. Walk/Trot riders can only enter classes designated "Walk/Trot".
4. Classes will not be held for any exhibitor who has not previously requested a tack change. There is a 3-minute allowance from the time the first horse enters the ring until the class is closed. For gymkhana classes, no class will be stopped or held open. If you are not there and ready to ride you will be disqualified.

Additional information regarding class sign-up for Light Horses:

5. **DRESSAGE:**
 - a. Introduction to dressage is a class for beginning "age group" riders.
 - b. No "age group" rider should enter Walk/Trot or Novice Dressage.
6. **ENGLISH/WESTERN RIDING:**
 - a. Reference your 4-H Horse & Pony Project Show Rules & Regulations for Green & Advanced Rules/Guidelines.
7. **HUNTER HACK & OVER FENCES**
 - a. All horses competing will be lined up at one side of the arena for instructions prior to start of class. Individual jump patterns to be completed before flat phase.
 - b. Baby Green Hunter Hack and Cross poles are classes designated for beginning jumpers.
 - c. Exhibitors showing in any baby green jumping classes cannot show in regular classes.
8. **GYMKHANA**
 - a. Gymkhana classes are classified as "age group" classes.
 - b. All Walk/Trot and Novice exhibitors are excluded.
9. **BAREBACK EQUITATION**
 - a. Riders may enter **ONE** bareback class, either Western or English.

HORSE & PONY CONTINUED

- b. Ages 12 & under, all novice, and all Walk/Trot classes will walk & jog/trot. Only "age group" riders 13 & over will be required to lope or canter.
- c. Helmet required for all classes and in practice ring.

10. PONIES

- a. Ponies must measure 56 inches or less at the withers. Shod ponies will be allowed ½ inch for the thickness of shoes.
- b. If you have an animal that falls under this height, and wish to show as a pony exhibitor, you must have your animal measured & tagged at haul-in.
- c. If you wish to show in your age group instead of the pony division, you do not need to have your animal measured. However, you are then not eligible to show in the designated pony classes. You will have to show in your age group for all classes.

11. WALK-TROT CLASSES

- a. Open to any age rider with horse/pony who is unable to lope/canter in a class situation.
- b. The same guidelines apply to all Walk/Trot classes that apply to regular classes, except that, at no time shall a Walk/Trot rider canter or lope. Doing so could mean a disqualification from that class.
- c. Any Walk/Trot class will be split if there are more than 15 entries. Any Walk/Trot class can be split, or combined, by the fair superintendent. Splits will be done by ages only.
- d. If a rider chooses to enter ANY Walk/Trot class, that rider is no longer eligible, and CANNOT enter any class that requires three gaits. They MUST enter ONLY classes designated Walk/Trot and are not eligible for championships.
- e. Once an exhibitor wins the High Point Walk/Trot trophy, they are no longer eligible to win it again.

12. NOVICE CLASSES

- a. The Novice classes are for exhibitors competing in their first or second year at the 3rd gait regardless of the animal being shown. Exhibitors choosing to compete as "Novice" may not enter any class that is not designated as "Novice".
- b. Novice exhibitors are not eligible for any championships.
- c. Once an exhibitor has competed for 2 years in the Novice division, they must move up to their age group the following year.
- d. Once an exhibitor has won the High Point trophy, that exhibitor must move up to their regular age group the following year.

13. HORSELESS HORSE CLASSES

- a. 4-H members ages 8-19 may participate in the Horseless Horse project.
- b. The Horseless Horse Book (Class 133) and The Horseless Horse Project Record Book are BOTH

- required (Class 900). If both books are not completed and on the exhibitor's online entry they will not be eligible for championships.
- c. A mentor and use of the mentor's project animal is required for Class 130.
- d. A horse I.D. must be submitted at the May 1st turn in meeting.
- e. The mentor is required to be present in ring during class.
- f. All Horseless Horse classes will take place on Monday, after the Overall Fitting and Showing class.



- g. Horseless Horse book interview time and location will be announced during fair set up and Monday during fair.
- ### **14. CLOVER SPROUTS – MINI HORSE ONLY**
- a. A horse I.D. must be submitted at the May 1st turn in meeting.
 - b. The mentor is required to be present in ring during class.
- ### **15. MINIATURE HORSE CLASSES**
- a. The current maximum height for minis is 38 inches. Minis are required to be a minimum age of 3 to show in Driving and Hunter classes.
 - b. Aside from the classes mentioned in the Michigan 4-H Miniature Horse Show Guidelines, AMHR Rules apply to miniature horse classes. The rule books can be found on the St. Clair County 4-H Horse Leaders' website.

CLASSES ARE ON THE FOLLOWING PAGES – ARRANGED BY DAY THAT THEY ARE SHOWN AND ARE SUBJECT TO CHANGE AS NEEDED.

HORSE AND PONY JUDGING

Judging Begins at 9:00 a.m.

Monday, July 18, 2022

Class Schedule is Subject to Change

May only show in ONE Fitting and Showing Class

Walk/Trot and Novice Division can only show in that division

RING 1 (SPLIT)

Division 1001 – Fitting & Showing: Western

- Class 101** Pony Fitting & Showing 12 & under (any seat)
- Class 102** Pony Fitting & Showing 13 & over (any seat)
- Class 103** Pony (any seat) Grand & Reserve
- Class 104** Western Fitting & Showing 18 yrs. & up
- Class 105** Western Fitting & Showing 17 yrs. old
- Class 106** Western Fitting & Showing 16 yrs. old
- Class 107** Western Fitting & Showing 15 yrs. old
- Class 108** Sr. Western Grand & Reserve
- Class 109** Western Fitting & Showing 14 yrs. old
- Class 110** Western Fitting & Showing 13 yrs. old
- Class 111** Western Fitting & Showing 12 yrs. old
- Class 112** Western Fitting & Showing 11 yrs. old
- Class 113** Western Fitting & Showing 10 yrs. old
- Class 114** Western Fitting & Showing 8 & 9 yrs. old
- Class 115** Jr. Western Grand & Reserve

Division 1001 – Fitting & Showing: Horseless Horse

- Class 130** Horseless Horse Fitting/Showing ages 8-19
- Class 131** Horseless Horse Grooming ages 8-19
- Class 132** Horseless Horse Pattern Design ages 8-19
- Class 133** Horseless Horse Book with interview ages 8-19



Division 1002 – Miniature Horses

- Class 134** Fitting & Showing 13 & over
- Class 135** Fitting & Showing 12 & under
- Class 137** Fitting and Showing Grand & Reserve
- Class 136** Horse Fitting & Showing Clover Sprouts Only
- Class 145** In Hand Obstacle 13 & over
- Class 146** In Hand Obstacle 12 & under
- Class 147** In Hand Obstacle Grand & Reserve
- Class 148** Liberty 13 & over
- Class 149** Liberty 12 & under
- Class 150** Liberty Grand & Reserve
- Class 138** Halter 13 & over
- Class 139** Halter 12 & under
- Class 140** Halter Grand & Reserve
- Class 141** Multi Color 13 & over
- Class 142** Multi Color 12 & under
- Class 143** Solid Color 13 & over
- Class 144** Solid Color 12 & under

RING 2

Division 1001 – Fitting & Showing: English

- Class 116** English Fitting & Showing 17 yrs. & over
- Class 117** English Fitting & Showing 15 & 16 yrs. & over
- Class 118** Sr. English Grand & Reserve
- Class 119** English Fitting & Showing 11 yrs. & under
- Class 120** English Fitting & Showing 12-14 yrs. old
- Class 121** Jr. English Grand & Reserve
- Class 122** Fit & Show Novice 14 yrs. & under (any seat)
- Class 123** Fit & Show Novice 15 yrs. & over (any seat)
- Class 124** Walk/Trot 8-12 yrs. old (any seat)
- Class 125** Walk/Trot 13 yrs. & over
- Class 126** Overall Fitting & Showing Grand Champion

Only the Grand Champion Exhibitors from Classes 103, 108, 115, 118, 121 & 137 are eligible

Division 1006 – Reining

- Class 257** Reining 15 yrs. & over
- Class 258** Reining 14 yrs. & under
- Class 259** Grand & Reserve Champion Reining

HORSE AND PONY JUDGING CONTINUED

Judging Begins at 9:00 a.m.

Tuesday, July 19, 2022

Class Schedule is Subject to Change

RING 1 (RING SPLIT)

Division 1003 -Trail

- Class 208** Novice Trail 15 yrs. & over
- Class 209** Novice Trail 14 yrs. & under
- Class 210** Walk/Trot 11-13 yrs. old
- Class 211** Walk/Trot 14 yrs. & over
- Class 212** Walk/Trot 8-10 yrs. old
- Class 213** Trail 14 yrs. old
- Class 214** Trail 13 yrs. old
- Class 215** Trail 11 & 12 yrs. old
- Class 216** Trail 10 yrs. old
- Class 217** Trail 8 & 9 yrs. old
- Class 218** Jr. Trail Grand & Reserve
- Class 219** Trail 18 yrs. & over
- Class 220** Trail 17 yrs. old
- Class 221** Trail 16 yrs. old
- Class 222** Trail 15 yrs. old
- Class 223** Sr. Trail Grand & Reserve

RING 2

Division 1005 – Western Horsemanship

- Class 224** Pony Horsemanship 13 yrs. & over
- Class 225** Pony Horsemanship 12 yrs. & under
- Class 226** Pony Horsemanship Grand & Reserve
- Class 227** Western Horsemanship 14 yrs. old
- Class 228** Western Horsemanship 13 yrs. old
- Class 229** Western Horsemanship 11 & 12 yrs. old
- Class 230** Western Horsemanship 8-10 yrs. old
- Class 231** Jr. Western Horsemanship Grand & Reserve
- Class 232** Western Horsemanship 18 yrs. & over
- Class 233** Western Horsemanship 17 yrs. old
- Class 234** Western Horsemanship 16 yrs. old
- Class 235** Western Horsemanship 15 yrs. old
- Class 236** Sr. Western Horsemanship Grand & Reserve
- Class 237** Western Horsemanship Novice 15 yrs. & over
- Class 238** Western Horsemanship Novice 14 yrs. & under
- Class 239** Walk/Trot 14 yrs. & over
- Class 240** Walk/Trot 11-13 yrs. old
- Class 241** Walk/Trot 8-10 yrs. old.

30-MINUTE LUNCH BREAK

RING 1

Division 1004 – English/Western Riding

- Class 242** Green Sr. 15 yrs. & over *
- Class 243** Green Jr. 14 yrs. & under *
- Class 244** English/Western Riding 15 yrs. & over (Advd)
- Class 245** English/Western Riding 14 yrs. & under (Advd)
- Class 246** English/Western Riding Grand & Reserve (Advd)

*See 4-H Horse & Pony Project Show Rules & Regulations for class rules/guidelines



HORSE AND PONY JUDGING CONTINUED

Judging Begins at 9:00 a.m.
Wednesday, July 20, 2022
Class Schedule is Subject to Change

RING 1

Division 1008 – English Pleasure

- Class 302** Pony English Pleasure 12 & under
- Class 303** Pony English Pleasure 13 & over
- Class 304** Pony English Pleasure Grand & Reserve
- Class 305** English Pleasure 8-10 yrs. old
- Class 306** English Pleasure 11 & 12 yrs. old
- Class 307** English Pleasure 13 yrs. old
- Class 308** English Pleasure 14 yrs. old
- Class 309** Jr. English Pleasure Grand & Reserve
- Class 310** English Pleasure Novice 14 yrs. & under
- Class 311** English Pleasure Novice 15 yrs. & over
- Class 312** Walk/Trot (any English seat) 13 & over
- Class 313** Walk/Trot (any English seat) 12 & under
- Class 314** English Pleasure 15 yrs. old
- Class 315** English Pleasure 16 yrs. old
- Class 316** English Pleasure 17 yrs. old
- Class 317** English Pleasure 18 yrs. & over
- Class 318** Sr. English Pleasure Grand & Reserve

RING 2

Division 1010 – English Equitation

- Class 320** Pony English Equitation 12 & under
- Class 321** Pony English Equitation 13 & over
- Class 322** Pony English Equitation Grand & Reserve
- Class 323** English Equitation 15 yrs. old
- Class 324** English Equitation 16 yrs. old
- Class 325** English Equitation 17 yrs. old
- Class 326** English Equitation 18 yrs. & over
- Class 327** Sr. English Equitation Grand & Reserve
- Class 328** English Equitation 8-10 yrs. old
- Class 329** English Equitation 11 & 12 yrs. old
- Class 330** English Equitation 13 yrs. old
- Class 331** English Equitation 14 yrs. old
- Class 332** Jr. English Equitation Grand & Reserve
- Class 333** English Equitation Novice 14 yrs. & under
- Class 334** English Equitation Novice 15 yrs. & over
- Class 335** Walk/Trot (any English seat) 13 & over
- Class 336** Walk/Trot (any English seat) 12 & under

30-MINUTE LUNCH BREAK

RING 1

Division 1019 – Western Pleasure

- Class 337** Ponies 13 yrs. & over
- Class 338** Ponies 12 yrs. & under
- Class 339** Pony Western Pleasure Grand & Reserve
- Class 340** Walk/Trot 11-13 yrs. old
- Class 341** Walk/Trot 14 yrs. & over
- Class 342** Walk/Trot 8-10 yrs. old
- Class 343** Novice 15 yrs. & over
- Class 344** Novice 14 yrs. & under
- Class 345** Western Pleasure 8-10 yrs. old
- Class 346** Western Pleasure 11 & 12 yrs. old
- Class 347** Western Pleasure 13 yrs. old
- Class 348** Western Pleasure 14 yrs. old
- Class 349** Jr. Western Pleasure Grand & Reserve
- Class 350** Western Pleasure 15 yrs. old
- Class 351** Western Pleasure 16 yrs. old
- Class 352** Western Pleasure 17 yrs. old
- Class 353** Western Pleasure 18 yrs. & over
- Class 354** Sr. Western Pleasure Grand & Reserve

MINI RING *Starts at 9:00 a.m.

Division 1002 – Miniature Horses

- Class 151** In Hand Jumping 13 & over
- Class 152** In Hand Jumping 12 & under
- Class 153** In Hand Jumping Grand & Reserve
- Class 154** In Hand Hunter 13 & over
- Class 155** In Hand Hunter 12 & under
- Class 156** In Hand Hunter Grand & Reserve
- Class 157** Ground Driving 13 & over
- Class 158** Ground Driving 12 & under
- Class 159** Ground Driving Grand & Reserve
- Class 160** Pleasure Driving 13 & over
- Class 161** Pleasure Driving 12 & under
- Class 162** Pleasure Driving Grand & Reserve
- Class 163** Obstacle Driving 13 & over
- Class 164** Obstacle Driving 12 & under
- Class 165** Obstacle Driving Grand & Reserve
- Class 166** Versatility 13 & over
- Class 167** Versatility 12 & under
- Class 168** Versatility Grand & Reserve

HORSE AND PONY JUDGING CONTINUED

Judging Begins at 9:00 a.m.
Thursday, July 21, 2022
Class Schedule is Subject to Change

RING 1

Division 1017 - Dressage

- Class 402** Dressage Training Level, Test 1 14 yrs. & under
- Class 403** Dressage Training Level, Test 1 15 yrs. & over
- Class 404** Dressage Training Level, Test Two
- Class 405** Dressage Training Level, Test Three
- Class 406** Dressage Grand & Reserve

RING 2

- Class 407** Intro. to Dressage 14 yrs. & under (Test B)
- Class 408** Intro. to Dressage 15 yrs. & over (Test B)
- Class 409** Walk/Trot 12 yrs. & under (Test A)
- Class 410** Walk/Trot 13 yrs. & over (Test A)
- Class 411** Novice 14 yrs. & under (Test A)
- Class 412** Novice 15 yrs. & over (Test A)

Only allowed to ride in one Dressage Test

RING 1

Division 1018 – Bareback Equitation

- Class 413** English 17 yrs. & over
- Class 414** English 15 & 16 yrs. old
- Class 415** English 13 & 14 yrs. old
- Class 416** English 12 yrs. & under
- Class 417** English Grand & Reserve
- Class 418** Novice English (any seat) 8 & over
- Class 419** Walk/Trot English (any seat) 8 & over

30-MINUTE LUNCH BREAK

RING 1

Division 1018 – Bareback Equitation continued

- Class 420** Western 18 yrs. & over
- Class 421** Western 17 yrs. old
- Class 422** Western 16 yrs. old
- Class 423** Western 15 yrs. old
- Class 424** Sr. Western Grand & Reserve
- Class 425** Western 14 yrs. old
- Class 426** Western 13 yrs. old
- Class 427** Western 11 & 12 yrs. old
- Class 428** Western 8-10 yrs. old
- Class 429** Jr. Western Grand & Reserve
- Class 430** Pony Bareback (any seat) 13 yrs. & over
- Class 431** Pony Bareback (any seat) 12 yrs. & under
- Class 432** Pony Bareback (any seat) Grand & Reserve
- Class 433** Western Novice 14 yrs. & under
- Class 434** Western Novice 15 yrs. & over
- Class 435** Western Walk/Trot 14 yrs. & over
- Class 436** Western Walk/Trot 11-13 yrs. old
- Class 437** Western Walk/Trot 8-10 yrs. old

Can only ride in ONE bareback class: Western or English, not both

Class 458 Overall Equitation Championship

Will take place in Ring 1 30 minutes after Western Bareback is complete.

Only the Grand Champion Exhibitors from Classes 226, 231, 236, 322, 327, 332, 417, 424, 429 and 432 are eligible



HORSE AND PONY JUDGING CONTINUED

Judging Begins at 10:00 a.m.
Friday, July 22, 2022
Class Schedule is Subject to Change

RING 1

Division 1020 – Hunter Over Fences

- Class 503** Beginner (X-rails & low 18")
- Class 504** Intermediate (Up to 2'3")
- Class 505** Advanced (2'3" - 2'9")
- Class 506** Hunter Over Fences Grand & Reserve

Division 1022 – Equitation Over Fences

- Class 515** Advanced (2'3" - 2'9")
- Class 516** Intermediate (Up to 2'3")
- Class 517** Beginner (X-rails & low 18")
- Class 518** Equitation over Fences Grand & Reserve

RING 2

Division 1021 – Hunter Hack – Up to 2' vertical fence

- Class 509** Hunter Hack 17 yrs. & over
- Class 510** Hunter Hack 15 & 16 yrs. old
- Class 511** Hunter Hack 14 yrs. old & under
- Class 512** Hunter Hack Grand & Reserve
- Class 513** *Baby Green Hunter Hack 15 yrs. & over
- Class 514** *Baby Green Hunter Hack 14 yrs. & under

Division 1020 – Cross Poles

- Class 507** *Baby Green (Cross Poles) 15 yrs. & over
- Class 508** *Baby Green (Cross Poles) 14 yrs. & under

*May not ride in any other over fence class

Division 1023 – Horse Project Record Book

- Class 900** Horseless Horse 8 yrs. & over
- Class 901** Horse Project Book 8 years old
- Class 902** Horse Project Book 9-10 yrs. old
- Class 903** Horse Project Book 11-12 yrs. old
- Class 904** Horse Project Book 13-14 yrs. old
- Class 905** Horse Project Book 15 yrs. & over
- Class 906** Clover Sprouts 5-7 yrs. old

Requirements:

1. Books available online or at MSU Extension.

2. Books must be completed per guidelines and turned in at the May 1st Deadline.
3. Books will be judged using score sheet.
4. Placing will be given to top ten scores in each class.
5. Classes are based on the number of years in the project, including the current one.
6. No interview required.



HORSE AND PONY JUDGING CONTINUED

Judging Begins at 10:00 p.m.
Saturday, July 23, 2022
Class Schedule is Subject to Change

RING 1

Division 1002 – Miniature Horses

- Class 169** In Hand Bow Tie, 13 & over
- Class 170** In Hand Bow Tie, 12 & under
- Class 171** In Hand Bow Tie Grand & Reserve
- Class 172** In-Hand Cloverleaf, 13 & over
- Class 173** In-Hand Cloverleaf, 12 & under
- Class 174** In-Hand Cloverleaf Grand & Reserve
- Class 175** In Hand Down & Back 13 & over
- Class 176** In Hand Down & Back 12 & under
- Class 177** In Hand Down & Back Grand & Reserve
- Class 178** In-Hand Pole Bending 13 & over
- Class 179** In-Hand Pole Bending 12 & under
- Class 180** In-Hand Pole Bending Grand & Reserve

Light Horse Speed Classes to start in Ring 2 no earlier than 1:00 p.m.

RING 2

Division 1011 – Down & Back

- Class 337** Down & Back 12 yrs. & under
- Class 338** Down & Back 13 & 14 yrs. old
- Class 339** Jr. Down & Back Grand & Reserve
- Class 340** Down & Back 15 & 16 yrs. old
- Class 341** Down & Back 17 yrs. & over
- Class 342** Sr. Down & Back Grand & Reserve

Division 1012 – Pole Bending

- Class 343** Pole Bending 12 yrs. & under
- Class 344** Pole Bending 13 & 14 yrs. old
- Class 345** Jr. Pole Bending Grand & Reserve
- Class 346** Pole Bending 15 & 16 yrs. old
- Class 347** Pole Bending 17 yrs. & over
- Class 348** Sr. Pole Bending Grand & Reserve

Division 1013 – Indiana Flag Race

- Class 349** Indiana Flag Race 12 yrs. & under
- Class 350** Indiana Flag Race 13 & 14 yrs. old
- Class 351** Jr. Indiana Flag Race Grand & Reserve
- Class 352** Indiana Flag Race 15 & 16 yrs. old
- Class 353** Indiana Flag Race 17 yrs. & over
- Class 354** Sr. Indiana Flag Race Grand & Reserve

Division 1014 – Cloverleaf

- Class 355** Cloverleaf 12 yrs. & under
- Class 356** Cloverleaf 13 & 14 yrs. old
- Class 357** Jr. Cloverleaf Grand & Reserve
- Class 358** Cloverleaf 15 & 16 yrs. old
- Class 359** Cloverleaf 17 yrs. old & over
- Class 360** Sr. Cloverleaf Grand & Reserve



Division 1015 – Speed & Action

- Class 361** Speed & Action 12 yrs. & under
- Class 362** Speed & Action 13 & 14 yrs. old
- Class 363** Jr. Speed & Action Grand & Reserve
- Class 364** Speed & Action 15 & 16 yrs. old
- Class 365** Speed & Action 17 yrs. & over
- Class 366** Sr. Speed & Action Grand & Reserve

Division 1016 – Keyhole

- Class 367** Keyhole 12 yrs. & under
- Class 368** Keyhole 13 & 14 yrs. old
- Class 369** Jr. Keyhole Grand & Reserve
- Class 370** Keyhole 15 & 16 yrs. old
- Class 371** Keyhole 17 yrs. & over
- Class 372** Sr. Keyhole Grand & Reserve

DAIRY CATTLE

Superintendents:

Donna Wojtysiak (810) 543-5355
Bryant Sebastian (810) 278-1021
Audree' Danielson (810) 278-6408

Judging Time: Friday at 10 a.m.
Project Set Up: Friday 6-8:30 p.m.
Check in Time: Sun 1-6 p.m. or Mon 8-11 a.m.
Check Out Time: Saturday at 8 p.m.
Judging Location: Show Arena
Premiums: A=\$6; B=\$4; C=No premiums.

Classes combined or divided at Superintendent's discretion.
Dairy classes are for female animals only. Animals old enough to be dehorned will not be allowed to show with horns. A limit of three animals per exhibitor with approval of leader and superintendent.

Division 1101 – Showmanship

- Class 01** Showmanship, all ages
- Class 02** Clover Sprout Dairy bringing your own animal
- Class 03** Clover Sprout Dairy not bringing your own animal
Grand & Reserve and 1st alternate chosen for Sweepstakes Showmanship.

(Clover Sprouts who are bringing their own dairy to fair exhibit in Class 02. Clover Sprouts who are borrowing a dairy animal from another exhibitor exhibit in Class 03.)

Division 1102 - Holstein

- Class 06** Jr. Calf, born since March 1 of current year
- Class 07** Inter.calf, born 12-1-21, but before 2-28-22
- Class 08** Sr. Calf, born 9-1-21, but before 11-30-21
- Class 09** Summer Yearling, born 6-1-21, but before 8-31-21
- Class 10** Jr. Yearling, born 3-1-21, but before 5-31-21
- Class 11** Inter. Yearling, born 12-1-20, but before 2-28-21
- Class 12** Sr. Yearling, born 9-1-20, but before 11-30-20
- Class 14** Jr. 2 yr. old cow, born 6-1-19, but before 8-31-19
- Class 15** 2 yr. old cow, born 9-1-18, but before 5-31-19
- Class 16** 3 yr. old cow, born 9-1-17, but before 8-31-18
- Class 17** 4 yr. old & over cow, born before 8-31-17
- Class 20** Dairy Herd, 2 animals, a cow & her offspring
- Class 21** Clover Sprout Dairy Breed (Exhibitor 5-7 yrs. old)
- Class 22** Grand & Reserve Champion Dairy

Note: Senior yearlings in production will show in 2 yr. old class.

Division 1103 – Brown Swiss

Same Classes as Holstein

Division 1104 – Gurnsey

Same classes as Holstein

Division 1105 – Jersey

Same classes as Holstein

Division 1106 – Ayrshire

Same classes as Holstein

Division 1109 – Mixed Breed Dairy

Same classes as Holstein

Division 1107 – Additional Classes

All breeds shown together.

Class 32 Best Udder of Show

Class 35 Milk Production

This class is for all 4-H dairy cattle with production records regardless of breed. Bring forms DH1-230, DH1-210. Production records announced at show. Required for this class are completed record or extended record of 90 days or more expressed on a mature equivalent basis. No trophy.

Division 1108 – Cover Design Contest

No premiums.

Can be computer drawn or hand drawn.

Contest open to all dairy cattle members, one design may be entered. No copyrighted characters. Design should be simple, neat and to the point. The following title must be used:

St. Clair County 4-H & Youth Fair
Dairy Show
Friday, July 22, 2022

Cover size must be 5.5 inches wide by 8.5 inches long with a .5 inch margin on all sides. Design must be on white paper with black ink. Do not fold. Print name, address and club on back of entry and send by July 1 to: Donna Wojtysiak, 13177 Bryce Road, Emmett, Michigan 48022



BEEF CATTLE

Superintendents:

Bob Blumerich (810) 441-2424

Dan Jurczynsyn (810) 650-9742

Judging Time: Tuesday at 5 p.m.

Project Set Up: Friday 6-8:30 p.m.

Check in Time: Sunday Noon to 5 p.m.

Check Out Time: Saturday at 8 p.m.

Judging Location: Show Arena

Premiums: A=\$6; B=\$4; C=No premiums.

Project Requirements:

1. Each entrant may exhibit only 1 market steer or market heifer.
2. Heifers can show in showmanship, if exhibitor has no market steer. Prospect beef will only be allowed in showmanship if exhibitor does not have steer or heifer. Steer will be your primary choice and only may be switched out with permission of the superintendent.
3. All animals must be tied with suitable rope halter and neck rope.
4. Showmanship classes to be divided at superintendent's discretion.
5. Steers/Market heifers will be weighed as they are unloaded, must unload in gated area. No walking in from parking lot.
6. Coloring agents (paint, dye, etc.) may only be used below the flank. Changing the color pattern of the animal is strictly prohibited.
7. Steers will be evaluated for marketability for the sale. Those exhibitors determined to have "no-sale" animals will be notified by Noon Tuesday of the fair.
8. It is highly recommended to have rubber mats or pieces of plywood under the front legs of cattle. All mats and sand must be covered with straw at all times. Exhibitors should also have milk crate or wooden box to hold water pail fastened to wall.
9. Every youth may have limited assistance in clipping and grooming by a leader, parent or other active St. Clair County 4-H beef project youth only. Eligible helpers must be willing to help everyone not just one youth. Assistance will be allowed as a show-how, not by doing. The older you are the less assistance you get. Violation may result in the disqualification of the entry and exhibitor.
10. All cattle moving to a show, sale or exhibition are required to have an official RFID ear tag.
11. In January each youth will weigh in and tag a primary steer, with an option to weigh in and tag 1 extra steer per family. No youth can take someone else's primary steer. If you don't tag an extra steer, you will have the re-tag policy.

12. At least 2 people (leaders/parents) from each club must be with beef during Sunday load outs to help load beef. Must be available at 6 a.m. Sunday.
13. No wheelbarrows in beef barn walkways during Sunday morning while loading of beef.
14. Home grown class market class must be bred and raised on the exhibitor's farm.
15. Dairy steers for 1st year exhibitors in the beef project will be allowed.
16. Steers must be owned by exhibitor by January 1.
17. Beef animals with horns over 2" and/or warts will not be permitted to be shown.

Prospect Beef:

1. A prospect beef calf (feeder calf) is an immature bovine animal, usually not over 7 months of age that has been raised on a diet of milk, milk replacers, grains and/or roughage.
2. As part of the calf's diet, calf may receive milk from cow (run on cow), but must be weaned by the time of fair.
3. Male prospect calves need to be castrated and dehorned and fully healed before the fair to be exhibited. If there are signs of decay, trauma, drainage, no hanging, etc. allowed.
4. Prospect beef will not be sold at Livestock Auction.
5. Prospect beef can be shown in showmanship, only if the exhibitor does not have a steer or heifer.
6. Prospect beef will be weighed in on Sunday at the same time as beef. The maximum weight is 600 lbs.
7. Exhibitor will show animal like a steer.
8. Prospect calves may be a beef, dairy or dairy-beef crossbred to exhibit in the show. If planning on showing as a market animal the following year it can only be a beef breed.
9. Classes will be divided at the discretion of the supt.
10. A RFID tag must be in the animal's ear.
11. Prospect beef will be shown along with breeding stock during the beef show.

Division 1201 – Showmanship

- Class 01** Senior Showmanship 17 yrs. & older
- Class 02** Junior Showmanship 15 & 16 yrs. old
- Class 03** Intermediate Showmanship 13-14 yrs. old
- Class 04** Young Showmanship 11-12 yrs. old
- Class 05** Novice 8-10 yrs. old
- Class 06** Clover Sprouts bringing your own animal
- Class 07** Clover Sprouts not bringing your own animal
- Grand & Reserve and 1st alternate chosen for Sweepstakes Showmanship.

(Clover Sprouts who are bringing their own beef to fair exhibit in Class 06. Clover Sprouts who are borrowing a beef animal from another exhibitor exhibit in Class 07.)

BEEF CATTLE CONTINUED

Division 1202 – Breeding Stock

- Class 05** All Breeding Stock females 12 months or younger
Class 06 All Breeding Stock females over 12 months
Class 07 Cow & Calf
Class 08 Clover Sprout Beef breeding bringing your own
Class 09 Clover Sprout Beef breeding borrowing animal

CLUB HERD

To be shown between showmanship & market class. Three steers are to be selected by each participating club (from within the club) with four possible showmen (3 to exhibit and an addition as herdsman). Clubs with two or fewer steers may merge with another club to compete in this class. \$25 award. Clubs do not have to sign up for this class.

Division 1205 – Market Steer Class

Class 10 Market Steer/Market Heifer
Will be split at the discretion of superintendent. All steers/market heifers will be shown in this class.

Class 11 Home Bred Steer/Market Heifer
Must be bred & raised on exhibitor's farm.

ADDITIONAL AWARDS

Best Decorated Club – Club with the best decorations for the week of the fair. \$25 award. Clubs do not have to sign up.

Best Educational Display – Judged on the best educational display as a club. \$25 award. Do not have to sign up.

Clean Barn Award – Club that keeps their area of the barn cleanest all week. \$25 award. Do not have to sign up.

Rate of Gain – All market steers/heifers entered. \$25 Award

Division 1207 – Prospect Beef

- Class 15** Prospect Beef, divided at supt. Discretion
Class 16 Clover Sprout bringing your own animal
Class 17 Clover Sprout borrowing an animal

VEAL

Superintendents:

Dan Jurczynszyn (810) 650-9742
Bob Blumerich (810) 441-2424

Judging Time: Tuesday at 3:30 p.m.

Project Set Up: Friday 6-8:30 p.m.

Check in Time: Sunday Noon to 5 p.m.

Check Out Time: Saturday at 8 p.m.

Judging Location: Show Arena

Premiums: A=\$3; B=\$2; C=No premiums.

Veal calves must be tagged on the 1st Saturday in May from 8-11 a.m. at Goodells County Park.

Project Requirements:

1. A veal calf is an immature bovine animal, usually not over 4 months of age, that has been raised only on milk or milk replacer, which makes the color of its meat a light grayish-pink.
2. All calves should be housed on bedding of wood chips or sawdust. Straw or other edible products should never be used.
3. Maximum weight of 150 pounds at May weigh in. There will be no maximum weight at fair. However, there is a minimum of 180 pounds. Exhibitors having calves that are underweight will have the option of participating in showmanship, the calf must remain on the fairgrounds until Saturday at 8 p.m. Underweight calves will not be permitted to show in the market classes.
4. See Livestock Dress Code for proper show attire. The show halter should be clean, neat, properly adjusted and in good repair. The halter should either be leather or nylon web (flat strap).
5. Classes may be divided at the discretion of the supt.
6. The exhibitor should be able to handle the calf to its best advantage. This includes presentability, cleanliness of exhibitor and calf, ability to lead the calf, and keep it under control in the show ring. Inability to do so may result in a lower rating.
7. Exhibitors may exhibit and sell only one veal calf. Each family may tag an additional veal calf which may be substituted upon death or illness of original calf. Those not tagging an additional calf are subject to the re-tag policy.
8. All medications must be discontinued prior to the date specified on container. Each exhibitor/parent must consent to Livestock Drug Testing upon entering online.
9. Exhibitors may show a veal calf that is a bull or heifer. Castrated calves are not permitted.
10. It is highly recommended that exhibitors bring water from home for their animal.
11. Calves must have RFID tag.

Division 1301 – Showmanship

- Class 01** Sr. Showmanship 15 yrs. & over
Class 02 Jr. Showmanship 11-14 yrs. old
Class 03 Youth Showmanship 8-10 yrs. old
Class 04 Clover Sprouts bringing your own veal
Class 05 Clover Sprouts borrowing a veal calf

Division 1302 – Veal Market Class

- Class 06** Market Veal Calf
Class 07 Underweight Veal Calf

RATE OF GAIN

Rate of Gain Award \$20. Do not sign up for this class.

SWINE

Superintendents:

Mitchell Sovis (810) 288-1513

Julie Sovis (586) 549-8845

Rick Ruemenapp (586) 321-7808

Rickruemenapp@yahoo.com

Judging Time: Wednesday at 2 p.m.

Project Set Up: Friday 6-8:30 p.m.

Check in Time: Tuesday 7-11 a.m.

Check Out Time: Saturday at 8 p.m.

Judging Location: Show Arena

Premiums: A=\$3; B=\$2; C=No premiums.

Project Requirements:

1. All exhibitors must pick up their tags on the 1st Saturday of May between 8-11 a.m. at Goodells County Park and email a photo of their swine tagged to the email designated in the tag packet by the designated date in order to exhibit. Exhibitors will be tagging their own swine. Exhibitors must fill out Market Livestock Registration Form in order to receive appropriate tags. See fair website for the form. Use an Allflex Total tagger. Clubs or families can purchase and share. Be sure to sanitize between farms.
2. Completed stall cards must be in place above each pen by Tuesday at noon of the fair.
3. Each club must designate a person responsible to hang up the buyers' cards above their club's pens on Thursday after completion of the auction.
4. All body clipped hogs must follow state guidelines of at least ½ inch of hair or exhibitor will not be allowed to show or sell. All body clipping must be done before weigh in.
5. Swine will be inspected before unloading. Any animals to unload that are dirty will be turned away. Proper bedding is necessary to keep animals clean and free from injury during transport.
6. All homemade feeders or waterers made of PVC pipe or PVC like materials are to be no more than 12 inches above the top of the pens. The pens are 34" tall.
7. Assistants for classes where both pigs are being shown must be a 4-H member of 4-H age.
8. All non-SCC Fair and USDA tags will be removed upon weigh in at the fair.
9. Hogs must weigh between 230 and 300 to be shown in market classes, otherwise they will be shown in over and underweight class. Underweight hogs at end of fair go home or to Croswell or Marlette for resale only.
10. Exhibitors may tag and show a maximum of 2 hogs. Exhibitors may show 1 barrow and 1 gilt or 2 of the same sex.
11. No powders or oil-based products to be used on hogs.

12. If barrow and gilts are tagged with the wrong color tag, contact superintendent for new tag. Barrows and gilts that are brought to the fair tagged with the wrong color will be disqualified.
13. Hogs shall not be fed any feeds with the additive Ractopamine (Paylean). By entry into the fair exhibitors certify that they have not fed that product to their hogs.
14. This is not a terminal show. Exhibitors/buyers may take the pigs home from the fair.

Division 1401 – Swine Showmanship

Class 19 Showmanship 19 years old

Class 18 Showmanship 18 years old

Class 17 Showmanship 17 years old

Class 16 Showmanship 16 years old

Class 15 Showmanship 15 years old

Class 14 Showmanship 14 years old

Class 13 Showmanship 13 years old

Class 12 Showmanship 12 years old

Class 11 Showmanship 11 years old

Class 10 Showmanship 10 years old

Class 09 Showmanship 9 years old

Class 08 Showmanship 8 years old.

Class 07 Showmanship Clover Sprouts (exhibitor 5-7 yrs.)
Grand & Reserve and 1st alternate chosen for Sweepstakes Showmanship.

Clover Sprouts cannot bring their own hog to the fair.

Division 1402 – Market Swine Individual

Class 34 Barrow Market Hog (Weight 230-300)*

Class 35 Gilt Market Hog (Weight 230-300)*

Class 36 Gilt Homebred Market Hog (raised on exh. farm)
Barrow Homebred Market Hog (raised on exh.

Class 37 Farm)

*Classes to be divided at the discretion of superintendents
Homebred Market Hogs are to be bred and raised on the exhibitor's farm.

Division 1403- Feeder Hogs

Class 46 Feeder Hogs (Under 230 lbs.)

All feeder hogs must go home with exhibitor or transported to Croswell or Marlette only.

Division 1404 – Overweight Hogs

Class 47 Overweight Hogs (Over 300 lbs.)

All overweight hogs will be sold on the silent auction.

CLUB AWARDS (Do not sign up for these awards

Clean Barn Award \$25 for the club with the cleanest area

Best Decorated Club \$25 for best decorations by a club.

Best Educational Display \$25

SWINE CONTINUED

Tommy Priemer Helping Hands Memorial Award

A trophy will be awarded to an exhibitor at the Saturday awards ceremony to an exhibitor who goes above and beyond the week of fair helping in the swine barn(s) and helping other exhibitors. Judging will be throughout the week with the winner selected by consensus of leaders and superintendents.

SHEEP

Superintendents:

Theresa Whitenight (586) 260-1474
Ashley Sebastian (586) 242-7554
Chris Ruemenapp (586) 321-5017
Liz Pennazoli (810) 278-2037 **RETAGS**
Lindsey Uppliger (810) 305-1026

Judging Time: Monday at 4:30 p.m.
Project Set Up: Friday 6-8:30 p.m.
Check in Time: Sunday 12-3 p.m.
Check Out Time: Saturday at 8 p.m.
Judging Location: Show Arena
Premiums: A=\$3; B=\$2; C=No premiums.

Project Requirements:

1. Lambs may not be castrated after June 1st.
2. Market lambs may not exhibit with butt wool, meaning wool longer on the butt than the balance of the lamb. Lambs must be slick shorn when weighing in at fair.
3. No muzzles on lambs at any time.
4. Pens to be bedded with natural material (wood chips).
5. While in the show ring the lamb to be shown with all four feet on the ground or ring surface.
6. While at the fair, lambs are to be monitored while in a stand to ensure they do no step off surface.
7. Water must be available in pens at all times except 12 hours prior to entering show ring.
8. No liquid feeding or drenching of lambs.
9. All lambs/sheep must have the mandatory USDA tag.
10. Notification must be made to the supt. that the lamb lost their tag immediately. Use of Scrapies tag will be used.
11. All breeder tags must be removed before May weigh in.
12. ~~All market lambs must have an average daily gain of .4 lbs. per day or greater in order to be eligible for the market lamb class and the livestock sale. Market lambs not meeting this requirement will be exhibited in feeder lamb class and not be eligible for auction. Lambs must also meet the minimum weight of 90 lbs. Sunday of fair.~~
13. Exhibitors may tag no more than 2 market lambs.
14. Exhibitors must own their market lambs by May 1.

15. If you blanket or place lamb tubes on your lambs, you must place a notice above pen as to why your lamb is blanketed to assist in educating the public.
16. Showmanship sheep must be shown in a breed or market class. You cannot bring a sheep for showmanship only.

Division 1501 – Showmanship

- Class 19** Showmanship 19 years old
- Class 18** Showmanship 18 years old
- Class 17** Showmanship 17 years old
- Class 16** Showmanship 16 years old
- Class 15** Showmanship 15 years old
- Class 14** Showmanship 14 years old
- Class 13** Showmanship 13 years old
- Class 12** Showmanship 12 years old
- Class 11** Showmanship 11 years old
- Class 10** Showmanship 10 years old
- Class 09** Showmanship 9 years old
- Class 08** Showmanship 8 years old.
- Class 06** Clover Sprout bringing your own sheep
- Class 05** Clover Sprout borrowing a sheep from exhibitor

Division 1502 – Homegrown Market Lamb

Class 20 Homegrown Individual Market Lamb over 90 lbs. Must be bred, born & raised on exhibitor's farm. Lambs exhibiting in this class must also exhibit under Division 1503. Ewes and wethers show in this class together.

Division 1503 – Market Lambs

- Class 30** Wether Market Lamb weighing 90 lbs. & up
 - Class 31** Ewe Market Lamb weighing 90 lbs. & up
 - Class 32** Feeder Lamb, weighing under 90 lbs. *
 - Class 33** Clover Sprout Sheep Market Class, no sale
- Classes will be split at the discretion of the superintendents.
*Also lambs not meeting .4 lbs. per day minimum

Division 1504 – Breeding Sheep (Meat Breeds only)

- Class 41** Aged Ewe (2 yrs. & older)
 - Class 42** Yearling Ewe (1-2 years old)
 - Class 43** Lamb Ewe (under 1 year)*
 - Class 44** Ram Lamb (under 1 year)
 - Class 45** Clover Sprout Breeding Sheep, with own sheep
 - Class 46** Clover Sprout Breeding Sheep, borrowing sheep
- *Lambs entered cannot be shown in a market class.

Rate of Gain

~~Rate of Gain Contest. Award \$20. Do not sign up.~~

Best Decorated Club

\$25 Award. Do not sign up for this class, automatically signed up.

WALKING FLEECE

Superintendents:

Kristy Hardy (810) 334-7844

Judging Time: Monday at 2 p.m.

Project Set Up: Friday 6-8:30 p.m.

Check in Time: Sunday 1-5 p.m.

Check Out Time: Saturday at 8 p.m.

Judging Location: Show Arena

Premiums: A=\$3; B=\$2; C=No premiums.

Project Requirements:

1. All lambs/sheep are required to have official identification, Scrapies tag.
2. No rams over 1 year old allowed on fairgrounds.
3. Exhibitors are required to bring their own gate latches, hay feeders (no hay nets) and water buckets. Hay feeders & water buckets must be secured to the fence with gate latches. Absolutely no feeding of hay or grain on the ground. Grain feeders must be removed from pen by 10:00 a.m.
4. Exhibitors must provide materials for their animal's pen(s) to prevent the horns on their animals from getting stuck in the fencing and to prevent them from injuring sheep in adjoining pens.
5. Straw bedding only.
6. Animals may be shown in a halter.
7. Showmanship mandatory for all exhibitors. See Livestock Dress Code.
8. Judging will be 40% fleece and 60% conformation (except best "Fleece on Hoof" which is judged 100% wool).
9. Classes may be divided/combined at discretion of superintendent.
10. Each exhibitor must do 1 hour barn duty.

Division 1601 – Showmanship

Class 01 Sr. Showmanship 15 yrs. & older

Class 02 Intermediate Showmanship 12-14 yrs. old.

Class 03 Young Showmanship 8-11 years old

Class 04 Clover Sprout, bring your own animal

Class 05 Clover Sprout, borrowing an animal
Clover Sprouts bringing an animal to the fair to care for sign up for Class 04. Clover Sprouts who are borrowing an animal already at the fair sign up for Class 05.

Division 1602 – Wood Breeds - Ewe

Class 06 Aged Ewe, 2 yrs. and older

Class 07 Yearling Ewe, 1 year and under 2 years

Class 08 Ewe Lamb, under 1 year

Division 1603 – Wood Breeds - Ram

Class 10 Ram Lamb, under 1 year of age

Division 1604 – Wood Breeds - Wethers

Class 11 Wether, 1 year and older

Class 12 Wether, under one year

Division 1607 – Clover Sprout Breeding Stock

Class 15 Clover Sprout Walking Fleece Breeding Class

Division 1605 – Best of Fleece on Hoof

Class 13 Best Fleece on Hoof

CLUB AWARDS

\$25 Award for best decorated display, judged on cleanliness, decorations & educational display. Decorations must be in place by 10 a.m. on Monday of fair. Do not sign up for this class.

GOATS

Superintendents:

Kristy Hardy (810) 334-7844

Crystal Sovey (586) 405-6553

Judging Time: Wednesday at 9 a.m.

Project Set Up: Friday 6-8:30 p.m.

Check in Time: Sunday 1-5 p.m.

Check Out Time: Saturday at 8 p.m.

Judging Location: Show Arena

Premiums: A=\$3; B=\$2; C=No premiums.

Project Requirements:

1. All market goats must be weighed and tagged on the 1st Saturday in May from 8-11 a.m. Market goats must have been born on or before Jan. 1 of the current year. Market goats must be owned by May 1st.
2. Limit 1 market goat per exhibitor. May tag one alternate per family.
3. All animals entering the fairgrounds will be subject to a health examination before unloading.
4. Exhibitors will be required to bring their own gate latches.
5. No bucks are allowed (Exception made for dams nursing kids under 8 weeks of age. Dam MUST be exhibited in a class). No companion animals are allowed. All goats must be exhibited in a class.
6. Limit of one goat per class. (Exception Dam and Daughter). The EXHIBITOR who is showing the DAUGHTER is the exhibitor for the dam and daughter class. Both the dam and daughter must be shown in their respective breed class.
7. Showmanship attire for all classes: white collared shirt, white, black or khaki pants, protective footwear, regardless of breed being exhibited. All exhibitors must participate in showmanship.

GOATS CONTINUED

8. Exhibitors are required to bring their own equipment and milk stands.
9. Classes can be divided or combined at the Judge's or superintendent's discretion.
10. Dairy goats 2 and older that ARE NOT CURRENTLY IN MILK must be shown in Class 13 Dry Does and older.
11. There will not be a mandatory milk out for the show.
12. All water pails must be secured with a gate latch to the pen.
13. All grain must be stored in a goat proof tight lid container.
14. Each exhibitor is required to do 1 hour of barn duty.
15. Straw bedding only for goats. NO shavings.
16. Animals are to be shown by one exhibitor. No sharing of animals.
17. Hay feeders are required and are to be secured, attached to the pen. ABSOLUTELY NO FEEDING OF HAY OR GRAIN ON THE GROUND AND NO HAY NETS.
18. All dairy goat breeds will be shown together.
19. All grain feeders must be removed from pens by 10 a.m.
20. All body shaving of goats is to be done at home. Touch ups may be done. You are responsible for cleaning up all hair.
21. All goats are required to have official identification according to MDARD's Exhibition Requirements.
22. Exhibitors must provide their own materials to keep small goats in their pen.
23. Exhibitors with pygmy, angora goats and Boer breeding stock that have horns must provide materials for their animals pen(s) to prevent the horns from the animals from getting stuck in the fencing and to prevent them from injuring goats in adjoining pens. Dairy Goats and Market Goats are not allowed to have horns. No scurs over 1".
24. All goats need to be castrated and dehorned and fully healed before the fair to be exhibited. No swelling, signs of decay, trauma, drainage, no hanging, etc. allowed.
25. All goats exhibited must be shown in a class (excluding Class 15, 25, 39, 48 and nursing kids under 8 weeks of age).
26. Showmanship goats MUST be shown in a breed or market class.

Division 1701 – Showmanship

- | | |
|-----------------|--|
| Class 01 | Senior Showmanship 15 years. & over |
| Class 02 | Junior Showmanship 13 & 14 yrs. old |
| Class 03 | Intermediate Showmanship 11 & 12 yrs. old |
| Class 04 | Youth Showmanship 8-10 yrs. Old |
| Class 05 | First year showman - any age |
| Class 06 | Clover Sprout, bringing goat to the fair |
| Class 07 | Clover Sprout, borrowing an animal at the fair |

Division 1702 – Dairy Goats: Standard & Nigerian

- | | |
|-----------------|--|
| Class 08 | Milking Doe under 2 years |
| Class 09 | Milking Doe 2 yrs. and under 3 |
| Class 10 | Milking Doe 3 yrs. and under 4 |
| Class 11 | Milking Doe 4 yrs. and under 5 |
| Class 12 | Milking Doe 5 yrs. and older |
| Class 13 | Dry Does age 2 and older |
| Class 15 | Best Udder of Show |
| Class 16 | Junior Doe Kid, born April 1-April 30 of current yr. |
| Class 17 | Inter. Doe Kid, born bet. March 1-31 this year |
| Class 18 | Sr. Doe kid, born Jan 1-Feb. 28 this year |
| Class 19 | Jr. Yearling, born June 1, Dec 31 last year |
| Class 20 | Sr. Yearling, born Jan 1-May 31 last year |
| Class 25 | Dam & Daughter, one daughter & one dam |

Division 1703 – Market Goats

- | | |
|-----------------|---------------------------------|
| Class 26 | Market Goat (45 lbs. & up) |
| Class 27 | Market Goat (44 lbs. and under) |

RATE OF GAIN

~~Rate of Gain, \$10 Award. Automatically entered.~~

Division 1704 – Pygmy Goats & Boer Goats

- | | |
|-----------------|--|
| Class 31 | Doe 5 yrs. and older |
| Class 32 | Doe 4 yrs. and under 5 yrs. |
| Class 33 | Doe 3 yrs. and under 4 yrs. |
| Class 34 | Doe 2 yrs. and under 3 yrs. |
| Class 35 | Doe 1 yr. and under 2 yrs., freshened once |
| Class 40 | Jr. Doe kid, born bet. April 1-April 30, this year |
| Class 41 | Int. Doe kid, born bet. March 1-March 31 this year |
| Class 42 | Sr. Doe Kid, born bet. Jan 1-Feb. 29 this year |
| Class 43 | Jr. Yearling, born Jan 1 and May 21 last yr. * |
| Class 44 | Sr. Yearling, born bet. Jan 1-May 31 of last year* |
| Class 45 | Sr. Yearling, 19 months-2 years old* |
| Class 48 | Dam & Daughter (one daughter and one dam) |

*Never freshened

Division 1705 – Angora Goats

- | | |
|-----------------|------------------------|
| Class 55 | Aged Doe, over 2 years |
| Class 56 | Yearling Doe |
| Class 57 | Doe Kid, under 1 year |
| Class 58 | Wether, all ages |

GOATS CONTINUED

Division 1706 – Fun Classes Do not sign up for these classes

Costume Class – Following Show, all ages, non-competitive

Best Educational Display – Judged on cleanliness and educational content, \$25 award

Best Decorated Display – Award \$25, Best decorated display, judged on cleanliness and decorations.

Decorations must be in place by 10 a.m. on Monday of fair.

Market will be judged separately.

Division 1707 – Pet Wether

Class 72 Jr. Pet Wether, under 1 year

Class 75 Sr. Pet Wether, 1 yr. and over

Division 1708 – Goat Clover Sprouts

Class 76 Clover Sprouts, bringing a goat to fair

Class 77 Clover Sprouts, borrowing at goat at fair

All goats shown together regardless of breed/age/sex of goat.

BEST GOAT IN SHOW

Best Goat in Show – Trophy Only

(Grand Champion winner from Dairy, Pygmy/Boer, Angora and Pet Wether competing.)

POULTRY

Fancy Breed Superintendent:

Abigail Summers (810) 294-2771 asummers1008@gmail.com

Market Bird Superintendents:

Kay Smith (810) 841-6053 kaythebusdriver22@yahoo.com

Melanie Mosher

Egg Production:

Joe & Judy Blake

Judging Time: Monday at 9 a.m.

Project Set Up: Friday 6:30 p.m.

Check in Time: Sunday 1 to 6 p.m.

Check Out Time: Sunday at 8 a.m.

Judging Location: Poultry Barn

Premiums: A=\$2.50; B=\$1.50; C=No premiums.

Poultry Science premiums A=2; B=1.25; C=None.

Project Requirements:

1. Exhibitors must be present during judging.
2. There is no limit on the number of entries. Except market classes, one entry per species, pending sufficient cage space.

3. Exhibitors must have feed and water containers that are un-spillable and hang on the cage. It is highly recommended that exhibitors use ½ gal. plastic feed & water cups for turkeys, geese, market chicken pens and large breed ducks; 1 qt. or larger plastic feed & water cut for egg production and 1 pt. for bantam chicken and bantam ducks. See pictures below.



Available for purchase at <http://www.cutlersupply.com>

Feeders and waters NOT allowed: Fountain waters of any kind, cut plastic cups, paper ice cream container, any container that cannot be made un-spillable and to hang from the cage.

4. Birds must be fed and watered at least twice per day. Cages must also be cleaned daily NO LATER THAN 10 a.m.
5. Birds must be bathed prior to coop in day. Birds found dirty or infested with parasites will not be allowed to enter.
6. Egg Production: An entry consists of a dozen eggs. Eggs should be brought to the Poultry Barn the day of judging with exhibitor tag attached.
7. Poultry Science: Exhibits should be brought to the Poultry Barn the day of judging. Exhibitors must be present for interview during judging.
8. Meat Production: Grand and Reserve Champion will be sold at the Jr. Livestock Auction. All other A-rated meat pens will be sold through silent auction.
9. All market poultry exhibitors selling through silent auction are responsible for making sure their photo is taken by noon on Monday, and included in auction display. Clean up after auction and when market animals are shipped for processing is the responsibility of exhibitor.
10. Exhibitor must be present to weigh in their birds and coop in their own birds.
11. All exhibitors participating in market poultry project will be responsible to sign up to work the silent auction wagon, poultry pick up table, and various other duties related to the livestock sale and processing and market project birds. Failure to sign up and fulfill duties will result in loss of awards, premiums and right to sell.
12. All exhibitors are responsible for own feed and water cups, feed and bedding (pine shavings only, no cedar).
13. Judging for showmanship using one bird, any breed, sex/age.
14. Judge's decisions are final.
15. Some classes may be combined or split at discretion of superintendent
16. Exhibition Poultry will be judged according to the American Poultry Association.
17. All market exhibitors must be present (or have a representative present) when birds are picked up for

POULTRY CONTINUED

processing to help with loading and to collect your supplies and equipment.

18. Poultry Association "Standard of Perfection" and the APA/ABA Youth website is a good source of poultry education information.
19. It is strongly recommended that exhibitors label supplies and equipment with their initials or name.
20. Sharing of club shirts for silent auction photos is prohibited. However, exhibitors are welcome to wear club shirts for silent auction photos.
21. Market poultry exhibitors must bring proof of hatch date to check in to present to superintendent.
22. All exhibition poultry must have a numbered leg band. Can be purchased from Cutler's Supply or online. Metal and zip tie bands are not allowed.



23. Poultry Record Books are mandatory for fancy poultry exhibitors only. Due at time of coop in at fair.

Division 1801 – Poultry Showmanship

- Class 01** Senior Showmanship 15 yrs. & older
- Class 02** Junior Showmanship 12-14 yrs. old
- Class 03** Young Showmanship 11 & under
- Class 04** Clover Sprout Showmanship, bringing a bird
- Class 05** Clover Sprout Showmanship, borrowing a bird

Division 1802 – Poultry Record Book

- Class 60** Poultry Record Book, Sr. Division 15 & over
 - Class 61** Poultry Record Book, Jr. Division, 12-14 yrs. old
 - Class 62** Poultry Record Book, Young Division, 11 & under
- This is **MANDATORY** for **FANCY POULTRY EXHIBITORS ONLY**.
Due at time you coop birds at the fair.

Division 1803 – Poultry Science

Educational exhibit, display, poster or notebook or combination relating to poultry science. Exhibitors must be present for interview during judging.

- Class 51** Science Sr. Division 15 yrs. & older
- Class 52** Science Jr. Division 12-14 yrs. old
- Class 53** Science Young Division, 11 yrs. and under

Division 1804 – Egg Production Chickens

Egg laying contest winners will be determined by number of eggs laid by Friday at 5 p.m. Ties will be broken by Saturday at noon.

- Class 15** Hens - Two laying hens, any Standard Breed

Division 1805 - Eggs

- Class 17** 1 dozen eggs, uniform color and size - Brown
- Class 18** 1 dozen eggs, uniform color and size - White
- Class 19** 1 dozen eggs, uniform color & size - any other color
- Class 20** 1 dozen eggs, uniform color & size, any other*
*bantam or duck eggs

Division 1806 – Meat Production

Proof of hatch date is required/staple to back of project record book to be turned in on July 1. Exhibitor must be present for judging. Entries limited to one pen.

HATCH DATES

- | | |
|-------------------|---|
| Turkeys | March 27 |
| Geese | April 20 |
| Heritage Chickens | May 8 |
| Ducks | May 22 |
| Chickens | May 29 |
| Class 32 | Chickens, 3 birds to a pen, 7 wks. at show time |
| Class 33 | Ducks, 2 birds to a pen, 8 wks. at show time* |

GEESE/TURKEYS WILL BE SHOWN/SOLD INDIVIDUALLY.
EXHIBITORS BRING EITHER ONE OF EACH SEX OF BIRD OR TWO OF THE SAME SEX, BUT WILL BE JUDGED INDIVIDUALLY.

- Class 34** Geese/Goose, one bird, 14 wks. at show time*
- Class 35** Geese/Gander, one bird, 14 wks. at show time*
*Heavy Breeds Only

- Class 36** Turkey/Hen, one bird, 16 wks. at show time**
- Class 37** Turkey/Tom, one bird, 16 wks. at show time**
**Turkeys must weigh 17 lbs. at fair.

- Class 38** Heritage Breed Chickens, 3 birds. ***
***For eligible breeds see:

<https://livestockconservancy.org/index.php/heritage/internal/poultry-breeds>

Provided that MDARD and/or Fair Board determines poultry cannot be exhibited at the fair, this will be announced via the Fair's website with further directions for exhibitors as to a plan. www.stclaircounty4hfair.org

POULTRY CONTINUED

Division 1807 – Poultry Clover Sprouts Breeding Stock

All Clover Sprouts (ages 5-7 yrs. old) shown in same class regardless of species/breed/sex/age of animal.

Class 40 Clover Sprouts Poultry, bringing your own bird

Class 41 Clover Sprout Poultry, borrowing at bird at fair

Division 1808 – Game Birds

Class 38 Pheasant

Class 39 Quail

Class 40 Guinea

Division 1810 – Bantam Breeds

Choose Class that your bird should exhibit in and then indicate what sex your bird is by a letter.

Example (Division 1810, Class 100B, Game (Modern, Old English Hen)

A – Cock **B** – Hen **C** – Cockrel **D** – Pullet

Class 100 Game (Modern, Old English)

Class 101 Single Comb Clean Legged (Leghorn, Japanese, Australorps, Dutch, Rhode Island Red)

Class 102 Rose Comb Clean Legged (Wyandotte, Rosecomb, Leghorns, Rhode Island Red, Belgian Bearded d'Anvers)

Class 103 All Other Comb Clean Legged (Ameraucanas, Chanteclers, Cornish, Malays, Polish)

Class 104 Feather Legged (Cochin, Silkie, Sultans, Brahmas, Booted)

Division 1811 – Large Fowl

Class 110 American (Wyandotte, Rhode Island Red, Buckeye)

Class 111 Asiatic (Brahma, Cochin, Langshan)

Class 112 English (Cornish, Orpington, Australorps)

Class 113 Mediterranean (Leghorn, Minorcas)

Class 114 Continental (Polish, Welsummers, Hamburgs)

Class 115 All Other Standard Breeds (Modern, Ameraucanas, Araucanas, Sultans)

Division 1812 – Show Ducks

A – Drake **B** – Duck **C** – Young Drake **D** – Young Duck

Class 120 Ducks, Heavy (Pekin, Rouen, Muscovy)

Class 121 Ducks, Medium (Cayuga, Crested, Swedish, Buff)

Class 122 Ducks, Light (Runner, Magpie)

Class 123 Ducks, Bantam (East Indie, Call)

Division 1813 – Show Geese

A – Gander **B** – Goose **C** – Young Gander **D** – Young Goose

Class 124 Geese, Heavy (Toulouse, Embden, African)

Class 125 Geese, Medium (Sebastopol, Pilgrim, American Buff)

Class 126 Geese, Light (Chinese, Canada, Egyptian)

Division 1814 – Show Turkey

A – Tom **B** – Hen **C** – Young Tom **D** – Young Hen

Class 127 Turkey (all breeds)

Division 1817 – Club Display

Class 300 Club Display \$25 Award. Do not enter this class.

PIGEONS

Superintendent:

Betty Stephens (810) 765-5953

Judging Time: Monday at 9 a.m.

Project Set Up: Friday 6:30 p.m.

Check in Time: Sunday 3 to 6 p.m.

Check Out Time: Sunday at 8 a.m.

Judging Location: Poultry Barn

Premiums: A=\$2.50; B=\$1.50; C=No premiums.

Pigeon Science premiums A=2; B=1.25; C=None.

Project Requirements:

1. Exhibitors can sign up for Poultry Showmanship.
2. Exhibitors must be present to be interviewed during judging in order to be eligible for Grand/Reserve.
3. There is no limit on number of entries. Note: Follow class guidelines.
4. Exhibitors must have feed & water containers that are non-spillable hung or fastened to the cage.
5. Birds must be fed and watered at least twice per day. Cages must also be cleaned daily
6. Birds should be dusted with commercial poultry dusting powder before the Fair. Birds found to be infested with mites, dirty, etc. will not be allowed to enter.
7. All pigeons must be clean to enter.

Division 1901 – Pigeons – Breed

Class 01 Utility, one bird (King, Runt Strasser, etc.)

Class 02 Fancy, one bird (Fantail, Pouter's, Modena, etc.)

Class 03 Flying, one bird (Homer, Roller, Tippler, etc.)

Class 04 Clover Sprout Pigeon, bringing bird to fair

Class 05 Clover Sprout Pigeon, borrowing a bird at fair

Division 1902 – Pigeon Science

Educational exhibit, display, poster or notebook or combination relating to poultry or pigeon science. Exhibitors must be present for interview during judging.

Class 06 Senior Division, 15 & older

Class 07 Junior Division, 12-14 yrs. old.

Class 08 Young Division, 11 & under

Provided that MDARD and/or Fair Board determines birds cannot be exhibited at the fair, this will be announced via the Fair's website with further directions for exhibitors as to a plan. www.stclaircounty4hfair.org

RABBITS

Breed Rabbit Superintendents:

Rob & Cathie Usakowski (810) 637-1537

Jessica Usakowski (810) 300-5885

Market Rabbit Superintendent:

Laura Reckker (810) 434-2939

Showmanship Superintendent:

Ashleigh Miller

Fun Class Superintendent:

Gwyn Glombowski

Rabbit Science Judging Time: Monday at 2:30 p.m.

Showmanship Judging Time: Tuesday at 9 a.m.

Breeding Stock & Market Class Judging: Wed. at 9 a.m.

Fun Classes: Thursday at 11:00

Scavenger Hunt Friday 1-2:30 p.m.

Adult Showmanship: Friday at 11 a.m.

Project Set Up: Saturday at 11 a.m.

Check in Time: Sunday 2 to 6 p.m.

Check Out Time: Sunday at 8 a.m.

Judging Location: Rabbit Barn

Premiums: A=\$2.50; B=\$1.50; C=No premiums.

Science & Record Book premiums A=2; B=1.25; C=None.

Record Book required of all exhibitors in order to show/sell and must be turned into the Fair Office or 4-H Office by July

1. Books available at the Fair Office, Website or 4-H office.

Project Requirements:

1. All rabbits/cavies must be owned by the 4-Her exhibiting them by May 1 of the current year. For those rabbits/cavies under the age of 69 days the doe/sow kindling the litter must be owned by the 4-Her by May 1 of the current year.
2. Entry fee of \$2 per rabbit will be due at time of check in.
3. Bedding and pellets will be provided for the week of the fair.
4. Exhibitors must fit, show and take care of their own animals at the fair.
5. Those exhibiting will be limited to two entries per class. Superintendent may need to limit total entries per exhibitor based on barn capacity.
6. All rabbits must have a legible and permanent ear marking in their left ear at the time of check in. Cavy must have the required ear tag at the time of check in.
7. Rabbits/Cavy will be judged by A.R.B.A. standards, except the mixed breed class.
8. No breeding of show rabbits/cavies at the fair.
9. The superintendent may request that any rabbit/cavy showing signs of illness or disease be removed from the fair as soon as it is possible to prevent spread of illness.
10. No locks allowed on cages.
11. Meat pens or rabbits are not to be over 69 days of age, minimum weight of 3.5 lbs. each, maximum weight of 5 lbs. each, and cared for by the exhibitor in that time. Does must be bred 100 days or less before judging. Meat pen must be the same breed and variety, and as identical as possible. Grand & Reserve meat pens will be sold at the livestock auction. Pens receiving A ratings are eligible to sell in the small animal silent auction on Thursday. Notation must be made in the record books at check in if a member does not wish their pen sold if it receives an A rating. Those not wishing to sell their pens must tell the clerk at check in.
12. Fryer class rabbits are not to be over 69 days of age, minimum weight of 3.5 lbs. each, maximum weight of 5 lbs. each. Fryer rabbits must be cared for by exhibitor. A single fryer rabbit cannot be shown in the meat pen. A fryer rabbit must be a commercial breed, and of any variety. Does must be bred 100 days or less before judging. Grand & Reserve fryers will be sold at the livestock auction. Fryers receiving A ratings are eligible to sell in the silent auction on Thursday. Notation must be made in the record books at check in if a member does not wish their fryer sold if it receives an A rating. Those not wishing to sell their fryer must tell the clerk at check in.
13. Roaster class rabbits entered in this class must be under six months of age. Minimum weight is 5.5 lbs. each, maximum weight at 9 lbs. Grand & Reserve roasters will be sold at the livestock auction. Roasters receiving A ratings are eligible to sell in the silent auction on Thursday. Notation must be made in the record books at check in if a member does not wish their roaster sold if it receives an A rating. Those not wishing to sell their roaster must tell the clerk at check in.
14. Stewer class rabbits entered in this class must be six months of age and over. Minimum weight is 8 lbs. Grand & Reserve stewers will be sold at the livestock auction. Stewers receiving A ratings are eligible to sell in the silent auction on Thursday. Notation must be made in the record books at check in if a member does not wish their stewer sold if it receives an A rating. Those not wishing to sell their stewer must tell the clerk at check in.
15. Any rabbit/cavy that is used as a showmanship rabbit/cavy must be owned by the exhibitor and must be shown in their breed class unless okayed by the superintendent.
16. A best of variety and best opposite of variety will be selected in each breed variety. From those variety winners a best and best opposite sex of breed will be chosen. A best of breed and best opposite sex of breed

RABBITS CONTINUED

will be selected in each breed. These selections will determine which animal will represent their breed in the championship classes.

17. All rabbit/cavy exhibitors are responsible for set up and clean up fair week.
18. Rabbits must be removed from barn between 8-9:30 a.m. on Sunday morning. However, any rabbits found leaving the barn before 8 a.m. Sunday will lose their rabbit premiums. Cavies must be removed from the barn at the conclusion of the show on Tuesday.
19. Barn duty is required for all rabbit/cavy clubs & youth rabbit/cavy exhibitors. Each is asked to sign up for a specific time during fair week on the board posted near the judging tables. A listing of what is expected of those on duty will be posted in the same location.
20. Each exhibitor must submit an online registration to register for cage space and sizes by July 1. Members may be restricted to a maximum number of cages, depending upon the number of entries and the number of available cages as determined by superintendents based on cage reservations. Club leaders should contact the superintendent by July 1 to verify club cage counts.
21. Entry Form help for breed classes: There is no department number, only division and class. For breed class the division is 2002. The class number is the breed of the rabbit. Please list the class number (breed) with a, B, C, D, E or F after the class number. A is a Sr. Buck, B is a Sr. Doe; C is a 6-8 Buck; D is a 6-8 Doe; E is a Jr. Buck and F is a Jr. Doe. Also, list your showmanship, progeny, fun classes, etc.
22. All rabbits/cavies must meet the minimum weight requirements for their breed to be shown.

Division 2001 – Rabbit Showmanship

Showman will be judged by the “4-H Rabbit Fitting & Showing Member Guide” (4H1268)

- Class 01** Novice, 8-10 yrs. old
Class 02 Young, 11-12 yrs. old
Class 03 Intermediate, 13 & 14 yrs. old
Class 04 Junior, 15 & 16 yrs. old
Class 05 Senior, 17 and older
Class 06 Clover Sprout, bringing your own rabbit
Class 07 Clover Sprout, borrowing a rabbit at fair

There will be three judges for showmanship. They will judge three different classes simultaneously, when either of them has completed their class they will move to the next available age division. Overall Grand & Reserve Champion and 1st alternate will be picked. The top two showman will compete in Sweepstakes Showmanship on Saturday.

Division 2002 – Clover Sprout Breeding Stock

All Clover Sprout Rabbit Breeding Stock will be shown in same class regardless of breed/age/sex of rabbit.

- Class 01** Clover Sprout Breeding Rabbit, with own rabbit
Class 02 Clover Sprout Breeding Rabbit, borrowing rabbit

Division 2002 – Breeding Stock

(See listing below for the Class Number for your particular breed.)

Example: Division 2002, Class 1170B (Mini Rex, Black, Sr. Doe)

- A – Senior Buck, 6 months of age or over
B – Senior Doe, 6 months of age or over
C – Intermediate Buck, 6-8 months of age (Commercial Breeds only)
D – Intermediate Doe, 6-8 months of age (Commercial Breeds only)
E – Junior Buck, under 6 months of age
F – Junior Doe, under 6 months of age

<u>Class</u>	<u>Rabbit Breed/Variety</u>
Class 1000	American Fuzzy Lop Broken
Class 1001	American Fuzzy Lop Solid Pattern
Class 1004	American Blue
Class 1006	American Sable Standard
Class 1008	American White
Class 1010	Angora English Colored
Class 1012	Angora English White
Class 1014	Angora French Colored
Class 1016	Angora French White
Class 1018	Angora Giant White
Class 1020	Angora Satin Colored
Class 1021	Argente Brun - Standard
Class 1022	Belgian Hare Standard
Class 1024	Beveren Black
Class 1026	Beveren Blue
Class 1028	Beveren White
Class 1030	Brittannia Petit - Broken
Class 1032	Brittannia Petite - Blue Eyed White
Class 1034	Brittannia Petite Black
Class 1036	Brittannia Petite Black Otter
Class 1038	Brittannia Petite Chest Agouti
Class 1040	Brittannia Petite Ruby Eyed White
Class 1042	Brittannia Petite Sable Marten
Class 1044	Californian Standard
Class 1046	Champagne D'Argent Standard
Class 1048	Checkered Giant Black
Class 1050	Checkered Giant Blue

RABBITS CONTINUED

<u>Class</u>	<u>Rabbit Breed/Variety</u>
Class 1052	Chinchilla American Standard
Class 1054	Chinchilla Giant Standard
Class 1056	Chinchilla Standard
Class 1058	Cinnamon Standard
Class 1060	Cream D'Argent Standard
Class 1062	Dutch - Chinchilla
Class 1064	Dutch - Black
Class 1066	Dutch - Blue
Class 1068	Dutch - Chocolate
Class 1070	Dutch - Gray
Class 1072	Dutch -Steel
Class 1074	Dutch - Tortoise
Class 1076	Dwarf Hotot Standard
Class 1078	English Spot Black
Class 1080	English Spot Blue
Class 1082	English Spot Chocolate
Class 1084	English Spot Gold
Class 1086	English Spot Gray
Class 1088	English Spot Lilac
Class 1090	English Spot Tortoise
Class 1092	Flemish Giant Black
Class 1094	Flemish Giant Blue
Class 1096	Flemish Giant Fawn
Class 1098	Flemish Giant Light Gray
Class 1100	Flemish Giant Sandy
Class 1102	Flemish Giant Steel Gray
Class 1104	Flemish Giant White
Class 1106	Florida White Standard
Class 1108	Harlequin Japanese
Class 1110	Harlequin Magpie
Class 1112	Havana Black
Class 1114	Havana Blue
Class 1116	Havana Broken
Class 1118	Havana Chocolate
Class 1120	Himalayan Black
Class 1122	Himalayan Chocolate
Class 1124	Himalayan Blue
Class 1126	Himalayan Lilac
Class 1128	Hotot Standard
Class 1130	Jersey Wooly Agouti
Class 1132	Jersey Wooly Broken
Class 1134	Jersey Wooly Other
Class 1136	Jersey Wooley Self

<u>Class</u>	<u>Rabbit Breed/Variety</u>
Class 1138	Jersey Wooly Shaded
Class 1140	Jersey Wooly Tan Pattern
Class 1142	Lilac Standard
Class 1143	Lionhead Chocolate
Class 1144	Lionhead REW
Class 1145	Lionhead Seal
Class 1147	Lionhead Siamese Sable
Class 1146	Lionhead Tortoiseshell
Class 1148	Lop (English) Broken
Class 1150	Lop (English) Solid
Class 1152	Lop (French) Broken
Class 1154	Lop (French) Solid
Class 1156	Lop (Holland) Broken
Class 1158	Lop (Holland) Solid
Class 1160	Lop (Mini) Broken
Class 1162	Lop (Mini) Solid
Class 1164	Mini Rex - Sable Point
Class 1166	Mini Rex - Silver Marten
Class 1168	Mini Rex - Smoke Pearl
Class 1170	Mini Rex - Black
Class 1172	Mini Rex - Blue
Class 1174	Mini Rex - Blue Eyed White
Class 1176	Mini Rex - Broken Group
Class 1178	Mini Rex - Castor
Class 1180	Mini Rex - Chinchilla
Class 1182	Mini Rex - Chocolate
Class 1184	Mini Rex - Himalayan
Class 1186	Mini Rex - Lilac
Class 1188	Mini Rex - Lynx
Class 1190	Mini Rex - Opal
Class 1192	Mini Rex - Otter
Class 1194	Mini Rex - Red
Class 1195	Mini Rex - Sable Point
Class 1196	Mini Rex - Seal
Class 1198	Mini Rex - Tortoise
Class 1200	Mini Rex - White
Class 1202	Mini Satin - Black
Class 1204	Mini Satin - Blue
Class 1206	Mini Satin - Chinchilla
Class 1208	Mini Satin - Copper
Class 1210	Mini Satin - Opal
Class 1212	Mini Satin - Red
Class 1214	Mini Satin - Siamese
Class 1216	Mini Satin - Siamese Group

RABBITS CONTINUED

Class Rabbit Breed/Variety

Class 1218	Mini Satin - Silver Marten
Class 1220	Mini Satin - Squirrel
Class 1222	Mini Satin – White
Class 1224	Mixed Breed*
Class 1226	Netherland Dwarf - Blue Tort
Class 1228	Netherland Dwarf - Broken
Class 1230	Netherland Dwarf - Black
Class 1232	Netherland Dwarf - Blue
Class 1234	Netherland Dwarf - Chestnut
Class 1236	Netherland Dwarf - Chinchilla
Class 1238	Netherland Dwarf - Chocolate
Class 1240	Netherland Dwarf - Fawn
Class 1242	Netherland Dwarf - Himalayan
Class 1244	Netherland Dwarf - Lilac
Class 1246	Netherland Dwarf - Lynx
Class 1248	Netherland Dwarf - Opal
Class 1250	Netherland Dwarf - Orange
Class 1252	Netherland Dwarf - Otter
Class 1254	Netherland Dwarf - Silver Marten
Class 1256	Netherland Dwarf - Squirrel
Class 1258	Netherland Dwarf - Steel
Class 1260	Netherland Dwarf - Tans
Class 1262	Netherland Dwarf - Blue Eyed White
Class 1264	Netherland Dwarf - Ruby Eyed White
Class 1266	Netherland Dwarf - Sable Marten
Class 1268	Netherland Dwarf - Sable Point
Class 1270	Netherland Dwarf - Siamese Smoke Pearl
Class 1272	Netherland Dwarf - Siamese Sable
Class 1274	Netherland Dwarf - Smoke Pearl Marten
Class 1276	Netherland Dwarf - Tortoise Shell
Class 1280	New Zealand - Black
Class 1281	New Zealand - Blue
Class 1283	New Zealand - Broken
Class 1282	New Zealand – Red
Class 1284	New Zealand - White
Class 1286	Palomino – Golden
Class 1288	Palomino – Lynx
Class 1290	Polish – Black
Class 1292	Polish – Blue
Class 1294	Polish - Blue Eyed White
Class 1296	Polish – Broken
Class 1298	Polish – Chocolate
Class 1300	Polish - Ruby Eyed White

Class

Rabbit Breed/Variety

Class 1302	Rex - Seal
Class 1304	Rex - Amber
Class 1306	Rex - Black
Class 1308	Rex - Black Otter
Class 1310	Rex - Blue
Class 1312	Rex - Broken Group
Class 1314	Rex - Californian
Class 1316	Rex - Caster
Class 1318	Rex - Chinchilla
Class 1320	Rex - Chocolate
Class 1322	Rex - Lilac
Class 1324	Rex - Lynx
Class 1326	Rex - Opal
Class 1328	Rex - Red
Class 1330	Rex - Sable
Class 1332	Rex - White
Class 1334	Rhineland - Blue
Class 1336	Rhineland - Standard
Class 1338	Satin - Otter
Class 1340	Satin - Black
Class 1342	Satin - Blue
Class 1344	Satin - Broken Group
Class 1346	Satin - Californian
Class 1348	Satin - Chinchilla
Class 1350	Satin - Chocolate
Class 1352	Satin - Copper
Class 1354	Satin - Red
Class 1356	Satin - Siamese
Class 1358	Satin - White
Class 1360	Silver - Black
Class 1362	Silver - Brown
Class 1364	Silver - Fawn
Class 1366	Silver Fox Black
Class 1368	Silver Marten - Black
Class 1370	Silver Marten - Blue
Class 1372	Silver Marten - Sable
Class 1374	Silver Marten - Chocolate
Class 1376	Tan - Black
Class 1378	Tan - Blue
Class 1380	Tan - Chocolate
Class 1382	Tan - Lilac
Class 1384	Thrianta Standard

RABBITS CONTINUED

*1ST year rabbit exhibitors only. Mixed breeds show as a fancy (4 class) breed. They are not eligible for Fancy Grand or Reserve Champion.

Division 2003 - Progeny

A doe and one of her 3-6 months of age offspring show together on the table for this class. Additionally, each must be exhibited in their respective breeding stock classes the day of the show. Both the doe and the offspring must be owned by the exhibitor. All breeds will show together.

Class 01 Commercial Breeds (6 classes)

Class 02 Fancy Breeds (4 classes)

Division 2004 - Meat

Must be bred and cared for by exhibitor. Meat pens, fryers and roasters cannot be bought from separate breeders. Official weights will be taken at check in and overweight and/or underweight animals will not be exhibited in market classes. Market animals not meeting the required weight guidelines may be sold at auction as a non-qualifying animal. All exhibitors participating in the market project must have their picture taken when checking in rabbits on Sunday.

Class 01 Meat Pens, consisting of 3 rabbits

Class 02 Fryer Class, consisting of 1 rabbit

Class 03 Roaster Class, consisting of 1 rabbit

Class 04 Stewer Class, consisting of 1 rabbit

Division 2005 – Rabbit Science

Exhibits must be in place at the judging tables in the Rabbit Barn on Monday of the fair by 2 p.m. They will be judged Monday afternoon at 2:30 p.m. Exhibitor must be interviewed as part of the exhibit. Interviews will be limited to a maximum of 10 minutes. Clubs wishing to incorporate their members' rabbit science projects as part of their club decorations and display may do so after the projects are judged on Monday; however, club science displays will only be considered as the educational display for a club when judged for the barn decoration contest and are not eligible to be shown in this division.

Rabbit Poster size is 14"x22" or 28"x22"

Rabbit Display (tabletop) no larger than 3'x3'

Class 20 Rabbit Poster, Senior 17 yrs. & older

Class 21 Rabbit Poster, Junior 15 & 16 yrs. old

Class 22 Rabbit Poster, Intermediate 13 & 14 yrs. old

Class 23 Rabbit Poster, Young 11 & 12 yrs. old

Class 24 Rabbit Poster, Novice 8 - 10 yrs. old

Class 25 Rabbit Display, Senior 17 yrs. & older

Class 26 Rabbit Display, Junior 15 & 16 yrs. old

Class 27 Rabbit Display, Intermediate 13 & 14 yrs. old

Class 28 Rabbit Display, Young 11 & 12 yrs. old

Class 29 Rabbit Display, Novice 8 - 10 yrs. old

Class 30 Rabbit Notebook, Senior 17 yrs. & older

Class 31 Rabbit Notebook, Junior 15 & 16 yrs. old

Class 32 Rabbit Notebook, Intermediate 13 & 14 yrs. old

Class 33 Rabbit Notebook, Young 11 & 12 yrs. old

Class 34 Rabbit Notebook, Novice 8 - 10 yrs. old

Division 2005 – Rabbit Record Book

The Rabbit Project Record Book is required of all exhibitors in order to show/sell and must be turned into the Fair or 4-H office by July 1. Record books are available after February 1st at the 4-H Extension Office. Project record books are to be housed in a 2" ring, presentation binder with clear front overlay. The first page of the record book should be inserted into the presentation portion of front cover of the binder. Record book pages should remain in order when placed in the binder, and should not be placed in page protectors.

Class 35 Novice, 8-10 yrs. old

Class 36 Young, 11 & 12 yrs. old

Class 37 Intermediate, 13 & 14 yrs. old

Class 38 Junior, 15 & 16 yrs. old

Class 39 Senior, 17 yrs. & older

Class 40 Clover Sprout Record Book, ages 5-7 yrs. old

Rabbit Fun Classes

No premiums. Sign up week of fair in the rabbit barn.

- Costumed rabbit and owner. Judged on costume & appearance.
- Scavenger Hunt
- Adult Showmanship

Decorations

Decorations for club displays should not inhibit air flow through the cages. The superintendent will remove items which inhibit air flow.

Clubs are evaluated throughout the week with results announced at the Saturday awards program. All education wall décor will be limited to 3'6" wide x 5' tall.

Best Decorated Club Display. Clubs are judged on educational display, decorations and cleanliness of area.

All clubs entered automatically.

Displays must be in place by Tuesday of the fair.

Best Decorated Large Club Display Award \$25

Best Decorated Small Club Display Award \$25

CAVIES

Superintendent:

See Superintendents for Rabbits

Cavy Showmanship Judging Time: Tuesday at 9 a.m.

Clover Sprout Showmanship: Tuesday at 9 a.m.

Cavy Breeding Stock: Tuesday following Rabbit Showmanship

Project Set Up: Saturday at 11 a.m.

Check in Time: Tuesday at 8 a.m.

Judging Location: Rabbit Barn

Premiums: A=\$2.50; B=\$1.50; C=No premiums.

Cavy Science & Record Book premiums A=2; B=1.25; C=None.

Record Book required of all exhibitors in order to show and must be turned into the Fair Office or 4-H Office by July 1. Books available at the Fair Office, Website or 4-H office.

Project Requirements:

1. All cavies must be owned by the exhibitor by May 1 of the current year. For those cavies under the age of 69 days the sow kindling the litter must be owned by the exhibitor by May 1st of the current year.
2. Exhibitors must fit, show and take care of their own animals at fair.
3. Those exhibiting will be limited to two entries per class. Superintendent may need to limit total entries per exhibitor based on barn capacity.
4. Cavy must have the required ear tag at the time of check in.
5. Cavy will be judged by A.R.B.A. standards.
6. No breeding of show cavies at Goodells County Park during fair.
7. Any cavy that is used as a showmanship cavy must be owned by the exhibitor and must be shown in their breed class unless okayed by the superintendent.
8. A Best of Breed ribbon will be awarded in each breed division if warranted by the judge.
9. A Best of Variety & Best Opposite Variety will be selected in each breed variety. From those variety winners a best and best opposite sex of breed will be chosen. A Best of Breed and Best Opposite Sex of breed will be selected in each breed. These selections will determine which animal will represent their breed in the championship classes.
10. All cavy exhibitors are responsible for set up and clean up fair week.
11. Cavies must be removed from the barn at the conclusion of the show on Tuesday.
12. Barn duty is required for all exhibitors. Each is asked to sign up for a specific time during fair week on the board posted near the judging tables. A listing of what is expected of those on duty will be posted in the same location.

13. All cavies must meet the minimum weight requirements for their breed to be shown.

Division 2101 – Cavy Showmanship

Showman will be judged by the “Cavy Fitting & Showmanship Member’s Guide”(4H1345)

- | | |
|-----------------|---|
| Class 01 | Young, 8-10 yrs. old |
| Class 02 | Intermediate, 11 & 12 yrs. old |
| Class 03 | Junior, 13 & 14 yrs. old |
| Class 04 | Senior, 15 yrs. & older |
| Class 05 | Clover Sprout Cavy Showmanship, ages 5-7 yrs. |

Division 2102 – Clover Sprout Cavy Breed

All Clover Sprouts Cavy Breeding Stock will be shown in same class regardless of breed/age/sex of cavy.

- | | |
|-----------------|-----------------------------------|
| Class 06 | Clover Sprout Cavy Breeding Stock |
|-----------------|-----------------------------------|

Division 2102 – Cavy Breed

See listing below for the class number and your particular breed.

Example: Division 2102, Class 125A (Peruvian, Solid, Sr. Boar)

A – Senior Boar, over 6 months of age or weight over 32 oz.

B – Senior Sow, over 6 months of age or weight over 32 oz.

C – Intermediate Boar, up to 6 months of age or weight over 22 oz., maximum weight of 32 oz.

D – Intermediate Sow, up to 6 months of age or weight over 22 oz., maximum weight of 32 oz.

E – Junior Boar, up to 4 months of age, minimum weight 12 oz., maximum weight 22 oz.

F – Junior Sow, up to 4 months of age, minimum weight 12 oz., maximum weight 22 oz.

<u>Class</u>	<u>Cavy Breed/Variety</u>
Class 100	Abyssinian, Agouti
Class 101	Abyssinian, Marked
Class 102	Abyssinian, Self
Class 103	Abyssinian, Solid
Class 105	Abyssinian Satin, Agouti
Class 106	Abyssinian Satin, Marked
Class 107	Abyssinian Satin, Solid
Class 108	American, Solid
Class 109	American, Agouti
Class 110	American, Marked
Class 111	American, Self
Class 112	American, Tan Pattern
Class 113	American Satin, Agouti
Class 114	American Satin, Marked
Class 115	American Satin, Self
Class 116	American Satin, Solid

CAVIES CONTINUED

<u>Class</u>	<u>Cavy Breed/Variety</u>
Class 117	Coronet, Agouti
Class 118	Coronet, Marked
Class 119	Coronet, Self
Class 120	Coronet, Solid
Class 121	Peruvian, Agouti
Class 122	Peruvian, Marked
Class 123	Peruvian, Self
Class 124	Peruvian, Solid
Class 126	Peruvian Satin, Agouti
Class 127	Peruvian Satin, Marked
Class 128	Peruvian Satin, Self
Class 125	Peruvian Satin, Solid
Class 129	Silkie, Agouti
Class 130	Silkie, Marked
Class 131	Silkie, Self
Class 132	Silkie, Solid
Class 133	Silkie Satin, Agouti
Class 134	Silkie Satin, Marked
Class 135	Silkie Satin, Self
Class 136	Silkie Satin, Solid
Class 137	Teddy, Agouti
Class 138	Teddy, Marked
Class 139	Teddy, Self
Class 140	Teddy, Solid
Class 141	Teddy, Tan Pattern
Class 142	Teddy Satin, Agouti
Class 143	Teddy Satin, Marked
Class 144	Teddy Satin, Self
Class 145	Teddy Satin, Solid
Class 146	Texel, Agouti
Class 147	Texel, Marked
Class 148	Texel, Self
Class 149	Texel, Solid
Class 150	White Crested, Agouti
Class 151	White Crested, Marked
Class 152	White Crested, Self
Class 153	White Crested, Solid

Division 2103 – Cavy Science

Exhibits must be in place at the judging tables in the Rabbit Barn on Monday of the fair by 2 p.m. They will be judged Monday afternoon at 2:30 p.m. Exhibitors must be interviewed as part of the exhibit. Interviews will be limited to a maximum of 10 minutes. Clubs wishing to incorporate

their members' cavy science projects as part of their club decorations and display in the rabbit project area may do so after the projects are judged on Monday; however, club science displays will only be considered as the educational display for the club when judged for the barn decoration contest and are not eligible to be shown in this division.

Cavy Poster size is 14"x22" or 28" x 22"

Cavy Display (tabletop) no later than 3'x3'

Class 01	Cavy Poster, 12 & under
Class 02	Cavy Poster, 13-15 yrs. old
Class 03	Cavy Poster, 16-19 yrs. old
Class 04	Cavy Display, 12 & under
Class 05	Cavy Display, 13-15 yrs. old
Class 06	Cavy Display, 16-19 yrs. old
Class 07	Cavy Notebook, 12 & under
Class 08	Cavy Notebook, 13-15 yrs. old
Class 09	Cavy Notebook, 16-19 yrs. old

Division 2103 – Cavy Record Book

The Cavy Project Record Book is required of all exhibitors in order to show and must be turned into the Fair or 4-H office by July 1. Books are available after February 1st at the 4-H Extension Office. Project record books are to be housed in a 1" ring, white presentation binder with clear front overlay. The 1st page of the record book should be inserted into the presentation portion of front cover of the binder. Record book pages should remain in order when placed in the binder, and should not be placed in page protectors

Class 10	Record Book, 12 & under
Class 11	Record Book, 13-15 yrs. old
Class 12	Record Book, 16-19 yrs. old
Class 13	Clover Sprout Record Book, ages 5-7 yrs. old



LLAMAS & ALPACAS

Superintendent:

Mike & Kim Tomasek (810) 335-9002

Lauren Tomasek (906) 203-5506

Email: mommyto4girls@hotmail.com

Judging: Tuesday at 9 a.m.

Location: Show Arena

Project Set Up: Friday from 6 to 8:30 p.m.

Check in Time: Sunday 1-6 p.m.

Check out Time: Saturday 8 p.m.

Premiums: A=\$3; B=\$2; C=No premiums.

Project Requirements:

1. Llamas or alpacas may be shown by more than one exhibitor, but no llama or alpaca may be shown more than once in each class.
2. Animals registered at the time of entry must be the animal shown.

Division 2201 – Showmanship

Classes will be combined at the discretion of the superintendents.

- | | |
|-----------------|--|
| Class 19 | Showmanship 19 years old |
| Class 18 | Showmanship 18 years old |
| Class 17 | Showmanship 17 years old |
| Class 16 | Showmanship 16 years old |
| Class 15 | Showmanship 15 years old |
| Class 14 | Showmanship 14 years old |
| Class 13 | Showmanship 13 years old |
| Class 12 | Showmanship 12 years old |
| Class 11 | Showmanship 11 years old |
| Class 10 | Showmanship 10 years old |
| Class 09 | Showmanship 9 years old |
| Class 08 | Showmanship 8 years old. |
| Class 06 | Clover Sprout Showmanship bringing animal |
| Class 05 | Clover Sprout Showmanship borrowing animal |

Division 2202 - Obstacle

Class will be divided at the discretion of superintendents.

- | | |
|-----------------|------------------------|
| Class 20 | Obstacle |
| Class 21 | Clover Sprout Obstacle |

Division 2203 – Public Relations

- | | |
|-----------------|------------------|
| Class 30 | Public Relations |
|-----------------|------------------|

DOGS

Superintendent:

Barb Hahn (586) 306-1027

Email: bhahn061@sbcglobal.net

Julie Modrich (810) 385-5299

Email: ladybug48059@comcast.net

Judging: Saturday preceding fair at 8 a.m.

Location: North Side Petting Farm Area

Project Set Up: Thursday at 6:30 p.m.

Check in Time: Saturday at 7:30 a.m.

Check Out Time: End of Show

Premiums: A=\$3; B=\$2; C=No premiums.

Project Requirements by July 1:

1. Rabies vaccine must be administered by a licensed vet per Michigan law. Core vaccines (required) are canine parvovirus, distemper, canine hepatitis and rabies. Highly recommended are bordatella and canine influenza. Your veterinarian may recommend others. Vaccination protocol is as follows: Puppy shots completed with a booster one year later, and then an update every three years regardless of who gives the vaccinations. Proof of compliance is veterinarian's report or photocopy of box vaccine came in showing vaccine is current THROUGH JULY 31st of current year and date administered. Starting June 1, paperwork may be submitted via text or email to superintendent. It may be mailed to the superintendent's home at 5853 Urban Dr., East China, MI 48054. This deadline is MANDATORY! NO SHOTS, NO SHOW AT FAIR. Dogs who have a physical handicap need a statement of fitness from their veterinarian.
2. Complete online entry.
3. Independent Research Projects, except posters and photography, if participating in these classes, 4x6 photograph of youth with their animal(s) for display at fair.
4. An interview completed either at dog show set up or day of dog show. Failure to complete an interview makes the exhibitor ineligible for Grand or Reserve in any dog project class.

Project Requirement:

1. Exhibitors may enter 2 dogs, only one may be shown in showmanship class.
2. Each dog entered must have its own crate.
3. Dog must be 5 months of age or older to participate in all activities except agility.
4. Dog must be 10 months of age to participate in agility.
5. Dogs must be on leash except when in their crate or the ring.

6. Exhibitors sharing a dog must discuss this with the superintendent before the close of entries. Dogs may be shared for all activities.
7. No un-entered dogs belonging to dog project families allowed at dog show unless proof of current immunization is provided to superintendent and it has a crate.
8. Dogs belonging to spectators connected to 4-Hers are not allowed under the tent and owners are strongly encouraged to check in with superintendent and provide proof of immunization.
9. NO ONE may set up their chairs and crates under the tent, except superintendent.
10. No parking by the tent. Cars must be parked in the lot. You may stop by the tent to load and unload, but then need to park in the parking lot.
11. Scores from the previous year's fair are used to determine classes to enter. Class levels for exhibitors will be provided to the appropriate leaders, posted on the MSU Extension website and Facebook, and available from the superintendent. Experienced exhibitors entering this fair for the first time are on their honor regarding their levels of experience. **For 2022 Only, Youth entering their first off-leash class may choose on day of show to complete the entire class on-leash. No grand or reserve champion awarded.**
12. Classes may be divided by age or combined at the superintendent's discretion.
13. In all divisions except showmanship, one qualifying score requires a move up for the next fair entered.
14. Walk-through of all courses are offered to all participants in all divisions except showmanship.
15. All judges' decisions are final.
16. No 4-H dog leader or parent is to interfere with the judging process. Adults are NOT to question ring stewards about scores, placements, ring times, etc. These questions are to be asked by exhibitors when appropriate.
17. All grooming, warming up, etc. on the day of fair is to be done by the exhibitor.
18. Any dog which in the opinion of the superintendent is causing a disturbance may be asked to leave the grounds.
19. If a dog has been excused from a class by the judge for lameness or aggressive behavior it may not be shown in any other class. Aggressive dogs may be asked to leave the grounds.
20. DRESS CODE FOR EXHIBITORS: Exhibitor attire should be neat, clean and appropriate for the class entered. No denim. See superintendent or your leader if there are questions.
21. DRESS CODE FOR DOGS: Head halters or collars, harnesses of any type, bark collars, electronic training collars, Flexi-type leashes and chain link leashes are NOT ALLOWED. Pinch/prong collars may be worn by dogs

shown by 1st year exhibitors with superintendent's permission. No Grand or Reserve Champion awarded to handlers using these collars in the ring.

22. Ribbons and trophies will be presented day of show or as soon as practicable after if there are extenuating circumstances.
23. Failure to be a responsible dog owner at fair may result in the forfeit of awards.

Division 2301 – Showmanship Classes

Exhibitor Dress: As appropriate for AKC/UKC Jr.

Showmanship classes – suits, skirts and tops, dress shorts and tops for girls; dress pants and shirt and tie for boys. Shoes appropriate for outdoor rings.

Canine Dress: Collar and leash as would be used for the breed at AKC/UKC shows in conformation, varies by breed and handler preference.

- | | |
|-----------------|---|
| Class 07 | Dog Showmanship Clover Sprout, 5-7 yrs. Old |
| Class 08 | Dog Showmanship, 8 years old |
| Class 09 | Dog Showmanship, 9 years old |
| Class 10 | Dog Showmanship, 10 years old |
| Class 11 | Dog Showmanship, 11 years old |
| Class 12 | Dog Showmanship, 12 years old |
| Class 13 | Dog Showmanship, 13 years old |
| Class 14 | Dog Showmanship, 14 years old |
| Class 15 | Dog Showmanship, 15 years old |
| Class 16 | Dog Showmanship, 16-19 years old |

JUMP HEIGHT FOR ALL CLASSES & ALL VENUES

Dogs 11 inches and under at withers: 4"

Dogs 12 to 17 inches at withers: 8"

All others: 12"

Broad jump is double upright jump height.

4" & 8" upright = 1 board

12" = 2 boards

Division 2302 – Dog Obedience

General Information: A score of 180 or more points requires a move up to the next level the next fair entered. An exhibitor may start at a higher level than Level 1 or skip levels under certain circumstances. This needs to be discussed with the superintendent and leader before entering the class. If an exhibitor skips a level and does poorly at the higher level, they may not move backward. A dog may be entered in one of the Classes 21-27 and Class 28 or 29 as an additional class for each exhibitor handling the dog. Description of classes and scoresheets are available on the SCC MSU Extension website.

Canine Dress: Buckle, martingale, training collar; 6 foot leash. Pinch collar may be used by 1st yr. exhibitors only. No Grand or Reserve.

- | | |
|-----------------|-------------------------|
| Class 21 | Dog Obedience - Level 1 |
| Class 22 | Dog Obedience - Level 2 |

Class 23 Dog Obedience - Level 3

Class 24 Dog Obedience - Level 4

Class 25 Dog Obedience - Level 5

Class 26 Dog Obedience - Level 6

Any exhibitor who wants to show in a class higher than Level 5 enters this class.

Class 28 Brace Class

Two dogs coupled or uncoupled, handled by one handler doing any obedience level exercises. Costume for exhibitor and dogs is encouraged. Not eligible for Grand or Reserve.

Class 29 Team Class

Four dogs, four different handlers doing exercises from any level. All dogs and handlers will perform the exercises at the same time except the recall when the dogs will be left at the same time, called separately and finished at the same time. There is no long sit or down in this class. Four dogs must be entered online. Handlers may substitute dogs if necessary. Costume or theme is encouraged. Not eligible for Grand or Reserve.

Division 2303 – Agility

General Information: A score of 85 or more points requires a move up to the next level the next fair entered. An exhibitor may start at a higher level than Level 1 or skip levels under certain circumstances. This needs to be discussed with the superintendent and leader before entering the class. If an exhibitor skips a level and does poorly at the higher level, they may not move backward. Dog and exhibitor must have practiced on the equipment included in their class. Dog's height at withers must be included in online entry. Description of classes and scoresheets are available on the SCC MSU website.

Canine Dress: Levels 1 & 2: Buckle collar and 6 ft. leash.

Levels 3 & Up: Buckle collar or no collar.

Class 40 Agility Level 1 Done on leash*

Class 41 Agility Level 2 Done on leash

Class 42 Agility Level 3 Done off leash**

Class 43 Agility Level 4 Done off leash**

Class 44 Agility Level 5 Done off leash**

*Exhibitors may jump with their dog.

**Broad jump width is double the jump height.

Class 45 Agility - Clover Sprout, ages 5-7 yrs. old

Division 2304 - Rally

General Information: A score of 80 or more points requires a move up to the next level the next fair entered. An exhibitor may start at a higher level than Level 1 or skip levels under certain circumstances. This needs to be discussed with the superintendent and leader before entering the class. If an exhibitor skips a level and does poorly at the higher level, they may not move backward. Description of classes and scoresheets are available on the SCC MSU website.

Canine Dress: Buckle, martingale, training collar; 6 ft. leash
Pinch collar may be used by 1st yr. exhibitors only. No Grand or Reserve.

Class 61 Rally - Level 1 Done on Leash

Class 62 Rally - Level 2 Done on Leash

Class 63 Rally - Level 3 Done on Leash

Class 64 Rally - Level 4 Done on Leash

Class 65 Rally - Level 5

Class 66 Rally - Level 6

Class 60 Rally - Clover Sprouts, ages 5-7 yrs. old

Division 2305 – Independent Research

Bring to the Dog Show.

Clover Sprouts adapted to any listed activity for age.

Interview required.

Project in notebooks or video presentations are due July 1.

Posters and photographs will be judged during the dog show.

Exhibit suggestions: Posters, video demonstrations, notebooks are all possible display choices.

Class 80 Independent Research - Individual Exhibit

Class 81 Independent Research - Club Exhibit

Class 82 Independent Research - Clover Sprout, age 5-7

Division 2306 – Dog Poster or Display

May include a demonstration as part of presentation. Placing is based on poster or display only.

Class 90 Dog Poster or Display, individual

Class 91 Dog Poster or Display, club exhibit

Class 92 Dog Breed Research Book

Must be in a white 3-ring binder. Mandatory Information: Breed name, breed origin, purpose of breed, reasons you would like to own this breed, photos of dogs of this breed showing in showmanship pose and working at one or more of its "jobs". Other information is encouraged.

Division 2307 – First Aid Kit

Talk with your vet, check out your supplies at home, find a container that is marked First Aid or label it yourself and fill it with the supplies your vet, parents, or online resources recommend. Extra points for some sort of reference book on dogs/pet first aid.

Class 83 Dog First Aid Kit

Division 2308 – Video Presentation

Suggestions: Commercials for dog products/services; teaching your dog a trick or teaching youth how to train their dog for rally shows. Can use TikTok.

Class 84 Dog Video Presentation, individual

Class 85 Dog Video Presentation, group

Class 86 Dog Photography - Dogs at Work or Play

Class 87 Dog Photography - Portraits

CATS

Superintendent:

Emma Rabine (586) 703-9580

Judging: Saturday 1 p.m.

Location: Visitors' Center

Project Set Up: None.

Check in Time: Saturday at 1 p.m.

Check out Time: Saturday after show

Premiums: A=\$2; B=\$1.50; C=No premiums.

Project Requirements:

1. Cat must be owned by exhibitor or exhibitor's family and in the exhibitor's possession by April 1 of current year.
2. Exhibitor must train and care for their cat exhibit.
3. Exhibitors shall exhibit no more than two cat/kitten.
4. Cats are required to be brought to the fair in a carrier suitable for their size on judging day. If exhibitor will be at the fairgrounds for judging in other departments, or will be setting up other areas it is suggested that you bring a small litter box and a bigger cage with a cover.
5. Required vaccinations for all cats are rabies, RVRCP and feline leukemia. Exhibitor must show proof of vaccinations by noon on the day of show or you will not be allowed to show or keep your cat on the fairgrounds.
6. All cats must have their nails clipped. (A safety factor for exhibitor and judge).
7. Exhibitor attire should be neat and clean.
8. Noticeably pregnant or nursing cats, and kittens under four months of age are ineligible for show.
9. Female cats in season are eligible for show, but should be kept in a carrier away from the showing.
10. Exhibitors must submit a 4x6 photo of themselves and their cat(s) for display in the still exhibit barn.

Division 2401 – Showmanship

- Class 01** Senior Showmanship 16 yrs. & over
Class 02 Intermediate Showmanship 13-15 yrs. old
Class 03 Junior Showmanship 11 & 12 yrs. old
Class 04 Young Showmanship 8-10 yrs. old
Class 05 Clover Sprout Showmanship 5-7 yrs. old.

Division 2402 - Displays

Exhibitors do not have to own a cat to enter a poster, but you must be present for judging. Interviews will take place during the cat show.

Class 06 Cat care/training poster

Criteria for judging: Accurate information, presentation of information is legible, creativity, originality and neatness. Posters are to be brought to the cat show and exhibitor will interview during that time.

Class 07 Breed Research

Exhibitor will research a particular breed of cat and exhibit that knowledge in poster form or in another form of display.

Class 08 Emergency procedures for pets.

Exhibitor will research what are simple first aid procedures that can be done for their animal at home and what requires a vet visit. Possible topics also include evacuation procedures for pets, pet first aid kits, etc.

Class 09 Scrapbook

Exhibitor will create a scrapbook containing at least 5 pages. Pages must contain labels or notes identifying what is happening in the pictures. Focus may be on any aspect of cat ownership or the exhibitor.

POCKET PETS

Superintendent:

Sarah Driscoll (810) 434-8105

Judging: Saturday 1 p.m. with interview

Location: Still Exhibit Barn

Project Set Up: Friday at 6:30 p.m.

Check in Time: Saturday at 1 p.m.

Check out Time: Saturday 7-8 p.m. or, Sunday 8-9 a.m.

Premiums: A=\$4; B=\$2; C=No premiums.

Project Requirements:

1. Exhibitors may bring live animals, birds, fish, etc. for judging, but it is not required.
2. No live animals will be left on the fairgrounds, only exhibits.
3. Each exhibit must include:
 - At least one good picture of the pet and owner.
 - A Pocket Pet Report Form (Found on website at www.stclaircounty4hfair.org)
 - An exhibit, poster, notebook, or combination of these on the pet, its care and feeding, and information on the type of animal it is. Poster size 14"x22"
 - Exhibit must include at least one point of information pertinent to the pet.
4. Exhibitors must help set up and clean up.
5. Pet must be alive.
6. Suggested display: Cage, photo album, diary, small keepsake, mobile, photo wreath
7. Exhibitors limited to 2 entries.

Division 2501 – Pocket Pets

Pocket Pet such as bird, cat, dog, fish, gerbil, hamster, mice, insects, rats, reptiles, other. Cavies are shown under rabbits.

Class 01 Pocket Pet, age 16 & over

Class 02 Pocket Pet, age 13-15 yrs. old

Class 03 Pocket Pet, age 8-12 yrs. old

Class 04 Pocket Pet Clover Sprout, age 5-7 yrs. old

FIBER

Superintendent:

Kristy Hardy (18) 334-7844.

Email: masseyferg35@yahoo.com

Judging: Monday at 10 a.m. with interview

Location: Still Exhibit Barn

Project Set Up: Friday at 6:30 p.m.

Check in Time: Monday at 10 a.m.

Check out Time: Saturday 7-8 p.m. or Sunday 8-9 a.m.

Premiums: A=\$4; B=\$2; C=No premiums.

Project Requirements:

1. Wool fleece is to be placed in an open, clear plastic bag. Llama, angora and mohair exhibited loose in an open clear plastic bag. No red plastic twine.
2. All fleece/wool must be from exhibitor's own animal and/or shown by exhibitor. Fiber for projects can be bought or gifted.
3. Full fleece must be shown to receive maximum credit. DO NOT include neck, head, stomach, leg or backend wool.
4. Llama and alpaca barrel fleece only.
5. Fleece must be dry to avoid felting. Fleeces must be skirted.
6. List all resources used for any information. This includes books, magazines, websites, newsletters, etc.
7. Interview required for all exhibits.
8. Exhibitors must display small, lightweight project in a way that keeps them secure and not able to be blown away.

Division 2602 – Fleece

Ages 8-11 years old

- Class 01** Alpaca Fleece
- Class 02** Sheep Fleece - wool
- Class 03** Angora Rabbit Fleece
- Class 04** Llama Fleece
- Class 05** Mohair Fleece

Ages 12-14 years old

- Class 11** Alpaca Fleece
- Class 12** Sheep Fleece - wool
- Class 13** Angora Rabbit Fleece
- Class 14** Llama Fleece
- Class 15** Mohair Fleece

Ages 15 & over

- Class 17** Alpaca Fleece
- Class 18** Sheep Fleece - wool
- Class 19** Angora Rabbit Fleece
- Class 20** Llama Fleece
- Class 21** Mohair Fleece

Division 2602 – Product of Fleece

Please make note if a kit is used.

- Class 23** Product of Fleece 8-11 years old
- Class 24** Product of Fleece 12-14 years. old
- Class 25** Product of Fleece 15 & over

Division 2603 – Educational Exhibit

Other: Tools, equipment, etc. with written information to explain the process.

Careers in Agriculture: Educational display on a career in the fiber and fiber processing business.

Ages 8-11 years old

- Class 27** Poster
- Class 28** Display
- Class 29** Other
- Class 30** Careers in Agriculture

Ages 12-14 years old

- Class 32** Poster
- Class 33** Display
- Class 34** Other
- Class 35** Careers in Agriculture

Ages 15 years and over

- Class 37** Poster
- Class 38** Display
- Class 39** Other
- Class 40** Careers in Agriculture



ANIMAL SCIENCE

Superintendent:

Katrena Doughty-Jordan (810) 300-3564

Email: kdoughty_714@hotmail.com

Judging: Saturday at 2 p.m. with interview

Location: Still Exhibit Barn

Project Set Up: Friday at 6:30 p.m.

Check in Time: Saturday at 2 p.m.

Check out Time: Saturday 7-8 p.m. or Sunday 8-9 a.m.

Premiums: A=\$4; B=\$2; C=No premiums.

Project Requirements:

1. Poster Board size 14"x22" or 22"x28" only. Tabletop display size no larger than a tri-fold display.
2. Any use of pre-published material must be given proper credit, including magazine articles (and the magazine it came from), and web information (including website name), books (people who taught you; leader, ex-leaders, parents, teachers, conferences, vet, breeders, workshops).

Division 2701 – Animal Science

Ages 8-11 years old


- Class 01** Poster
Class 02 Display
Class 03 Notebook

Ages 12-14 years old

- Class 05** Poster
Class 06 Display
Class 07 Notebook

Ages 15 & over

- Class 09** Poster
Class 10 Display
Class 11 Notebook



BEEKEEPING

Superintendent:

Jacqui Rabine (248) 930-4125

Email: jrabine@comcast.net

Lori Warchuck (810) 989-6935

Email: lwarchuck@stclaircounty.org

Judging: Monday at 10 a.m. with interview

Location: Still Exhibit Barn

Project Set Up: Friday at 6:30 p.m.

Check in Time: Monday at 10 a.m.

Check out Time: Saturday 7-8 p.m. or Sunday 8-9 a.m.

Premiums: A=\$4; B=\$2; C=No premiums.

Project Requirements:

1. Exhibitors must attend at least 70 percent of hive checks in their area, and fill in hive observation sheets for each visit.
2. Exhibitors may only exhibit one item in each class.
3. Exhibitors must keep honey from one hive separate in order to show in Classes 01-06.
4. Project book is due with observation sheets by July 1.
5. No honey or product will be shown from diseased hives.
6. Each entry will be labeled with an exhibit tag.

Division 2801 – Extracted Honey

Water content above 18.6% will be disqualified.

Honey must be from one hive (not mixed).

Honey must be bottled by exhibitor.

Honey should be submitted in 2 (1lb.) glass jars.

- Class 01** Light Honey - 1-4 years in project
Class 02 Light Honey - 5 or more years in project
Class 03 Amber Honey - 1-4 years in project
Class 04 Amber Honey - 5 or more years in project
Class 05 Dark Honey - 1-4 years in project
Class 06 Dark Honey - 5 or more years in project

Division 2802 – Honey Comb/Spreads

Sections: 1 box or round section or cut comb

Creamed Honey: May use up to 20% purchased starter, 80% of the honey must be from managed hive

Chunk Honey: One cylindrical or square

Frame of Honey: One frame of capped honey, frame removal date should be noted in project book

- Class 10** Sections, 1-4 years in project
Class 11 Sections, 5 or more years in project
Class 12 Creamed Honey, 1-4 years in project
Class 13 Creamed Honey, 5 or more years in project
Class 14 Chunk Honey, 1-4 years in project
Class 15 Chunk Honey, 5 or more years in project
Class 16 Frame of Honey, 1-4 years in project
Class 17 Frame of Honey, 5 or more years in project

BEEKEEPING CONTINUED

Division 2803 – Beeswax

Beeswax Single Block: Same of 2 oz. must be from a single hive

Jar Candle: 1 beeswax candle in a glass jar

Taper Candles: 1 pair, poured or dipped, pure beeswax candles

Votive Candles: 1 pair molded pure beeswax candles

Novelty Beeswax: A single or coordinated set of any size or shape, pure beeswax

Novelty Candles: Single or set, any size or shape, pure beeswax, must have a wick, may be painted or decorated

- Class 20** Beeswax Single Block, 1-4 years in project
- Class 21** Beeswax Single Block, 5 or more years in project
- Class 22** Jar Candle, 1-4 years in project
- Class 23** Jar Candle, 5 or more years in project
- Class 24** Taper Candles, 1-4 years in project
- Class 25** Taper Candles, 5 or more years in project
- Class 26** Votive Candles, 1-4 years in project
- Class 27** Votive Candles, 5 or more years in project
- Class 28** Novelty Beeswax, 1-4 years in project
- Class 29** Novelty Beeswax, 5 or more years in project
- Class 30** Novelty Candles, 1-4 years in project
- Class 31** Novelty Candles, 5 or more years in project

Division 2804 – Cosmetics

Hand Cream/Lotion: 1 jar 2-4 oz.

Soap Bars: 2 bars

Lip Balm: 2 jars, tins or tubes at least

- Class 35** Hand Cream/Lotion, 1-4 years in project
- Class 36** Hand Cream/Lotion, 5 or more years in project
- Class 37** Soap Bars, 1-4 years in project
- Class 38** Soap Bars, 5 or more years in project
- Class 39** Lip Balm, 1-4 years in project
- Class 40** Lip Balm, 5 or more years in project

Division 2805 – Prepared Food

Baked Good: Recipe must use at least 3 tablespoons of honey

Non-Cooked Food: Example, salad with honey in the dressing

Beverage: Non-alcoholic, recipe must have ½ tablespoon per 12 oz. serving

- Class 45** Baked Good, 1-4 years in project
- Class 46** Baked Good, 5 years or more in project
- Class 47** Non-Cooked Food, 1-4 years in project
- Class 48** Non-Cooked Food, 5 or more years in project
- Class 49** Beverage, 1-4 years in project
- Class 50** Beverage, 5 or more years in project

Division 2806 – Display

Photos: Must relate to beekeeping, can be close up, scenic or portrait. Must be a set of 5-8 photos. Must be mounted and labeled with date and type of camera.

Poster or Collage: Must have some aspect of beekeeping as its primary focus. No larger than 22"x28"

Entomology: Displayed of mounted bees. Consists of 3 worker bees and three drone bees mounted on pins, displayed suitable to hang. Label each bee's brand, coloration, date collected and size. Must be preserved and mounted for entomology display (wings should be spread)

Decorated Bee Hive: If hive is housing bees, pictures may be submitted showing all 4 sides of the hive. Decorations should not affect the functionality of the hive.

- Class 55** Photos, 1-4 years in project
- Class 56** Photos, 5 or more years in project
- Class 57** Poster or Collage, 1-4 years in project
- Class 58** Poster or Collage, 5 or more years in project
- Class 59** Entomology, 1-4 years in project
- Class 60** Entomology, 5 or more years in project
- Class 61** Decorated Bee Hive, 1-4 years in project
- Class 62** Decorated Bee Hive, 5 or more years in project

CROPS

Superintendents:

Rod & Karyn McCue (810) 367-3970

Email: krmccue@hughes.net

Judging: Saturday at 9 a.m. with interview

Location: Still Exhibit Barn

Project Set Up: Friday at 6:30 p.m.

Check in Time: Saturday at 9 a.m.

Check out Time: Saturday 7-8 p.m. or Sunday 8-9 a.m.

Premiums: A=\$4; B=\$2; C=No premiums.

Project Requirements:

1. State variety of grain on exhibitor's tag. Attach exhibitor tag to project.
2. Loose grains must be in the size stated and must be free of all foreign material.
3. Exhibitors should be with exhibit while being judged.
4. Select division and class which corresponds with type of crop project you are bringing to fair.
5. All square bales require the entire bale.
6. Only one entry per class, per exhibitor. There is a limit of 3 entries.

CROPS CONTINUED

Division 2901 – Forage Crops

- Class 01** Alfalfa Hay, square bale, 1st cutting
- Class 02** Alfalfa Hay, square bale, 2nd cutting
- Class 03** Hay, mixed variety, square bale, 1st cutting
- Class 04** Hay, mixed variety, square bale, 2nd cutting
- Class 05** Hay, round bale, 1st cutting
- Class 06** Hay, round bale, 2nd cutting
- Class 07** Straw, round bale
- Class 08** Straw, square bale
- Class 09** Silage, alfalfa, 1 peck
- Class 10** Silage, mixed variety, 1 peck
- Class 11** Silage, corn, 1 peck
- Class 12** Corn, high moisture, shelled, 1 peck
- Class 13** Any forage crop not listed; call superintendent

Division 2902 – Grains and Seeds

- Class 18** Alfalfa, 2 quarts
- Class 19** Beans, soy, 1 peck
- Class 20** Beans, white navy, 1 peck
- Class 21** Beans, specialty, 1 peck
- Class 22** Clover, 2 quarts
- Class 23** Corn, shelled, 1 peck
- Class 24** Corn, yellow dent, 10 ears
- Class 25** Corn, white, 10 ears
- Class 26** Corn, best 3 stalks
- Class 29** Popcorn, 1 pint
- Class 30** Oats, 1 peck
- Class 31** Wheat, red, 1 peck
- Class 32** Wheat, white, 1 peck
- Class 33** Any grain or seed not listed; call supt.
- Class 34** Sheaf of oats, 3 in. in diameter & tied
- Class 35** Sheaf of wheat, 3 in. in diameter & tied
- Class 36** Any sheaf grain, not listed, 3 in. diameter & tied

Division 2903 – Other Products

- Class 40** Decorative Corn, 5 ears
- Class 41** Honey, 1 pint
- Class 42** Maple Syrup, 1 pint
- Class 43** Sugar Beets, 3 beets topped & tied
- Class 44** Largest Sugar Beet, topped

Division 2904 – Crop Science Projects

- Class 48** 20 mounted crops or weeds and their seeds ID'd
- Class 49** Exhibit showing crops grown in MI & uses


- Class 50** Educational exhibit of plant growth
- Class 51** Educational exhibit*
- Class 52** Ed. exhibit of weeds, insects or disease control
- Class 53** Educational exhibit of chemical uses on crops
- Class 54** Careers in Agriculture**
- Class 55** Crop Exploration***

*Educational Exhibit showing marketing channels of a crop from producer to consumer

**Careers in Agriculture – Educational display on a career in this area of agriculture.

***Crop Exploration: Contact the farmer/producer prior to the date planting and share your desire to learn about the details involved in producing and marketing the crop and your plans to exhibit it at the fair. Be present in the field and view at least one field operation being performed. (Practice Farm Safety Rules if you are near equipment). Youth are allowed to exhibit up to two crops from the same producer. Record and bring to the fair the following information about the crop:

- Farmer's name and field location
- Soil type
- Tillage system
- Planting date
- Fertilizer program
- Soil test information if available
- Variety
- Weed control strategy/Insect Management/Disease Management
- How will (or did) the crop get marketed or used
- Describe at least two pieces of equipment needed to produce the crop
- What is the projected or estimated cost of production, yield, gross income and net profit?
- Discuss why or why not you would like to raise this crop in the future.



VEGETABLE GARDENING

Superintendent:

Dawn Kargula (586) 453-8416

Judging: Monday at 9 a.m. with interview

Location: Still Exhibit Barn

Project Set Up: Friday at 6:30 p.m.

Check in Time: Monday at 9 a.m.

Check out Time: Saturday 7-8 p.m. or Sunday 8-9 a.m.

Premiums: A=\$4; B=\$2; C=No premiums.

Project Requirements:

1. Each exhibit should include exhibitor's name, age, year in project and class, as well as list vegetable displayed, giving the variety name also.
2. Exhibitors must raise their own vegetables to exhibit.
3. All boxed exhibits must be lined with white paper.
4. **Beginner Garden Project**, Ages 8-11. One kind of vegetable.
5. **Junior Garden Project**, Ages 12 & 13. Three kinds of vegetables exhibited or one box exhibit, or a commercial package of the crop grown if it is a commercial garden project.
6. **Senior Garden Project**, Ages 14 & over. A box exhibit of at least 6 (but not more than 10) different kinds of vegetables, or for a commercial garden project, or both, or commercial package of the crop grown.
7. One entry per class.
8. Suggested Exhibits (Home Garden). The number of specimens of one kind and variety of vegetable to exhibit is:
1 specimen: broccoli (bunch), cabbage, cantaloupe, cauliflower, celery (plant), eggplant, leeks (bunch), green onions (bunch), pumpkin, winter squash, watermelon.
3 specimens: rutabagas, summer squash, zucchini
5 specimens: beets, carrots, sweet corn, cucumbers, kohlrabi, okra, dry onions, parsnips, peppers, potatoes, radishes, salsify, sweet potatoes, tomatoes (except cherry), turnips.
12 specimens: green or wax beans, lima beans, brussel sprouts, peas, cherry tomatoes.
9. Suggested Exhibits – (Commercial Garden). The minimum number of specimens of one kind of vegetable to exhibit is:
3 specimens: leeks (5 per bunch), large pumpkins, large winter squash, large watermelons.
5 specimens: broccoli (bunches), cabbage, cantaloupe, cauliflower, celery (plants), eggplant, green onions (bunches), pie pumpkins, medium size winter squash, ice box watermelons.
12 specimens: beets, carrots, sweet corn, slicing cucumbers, kohlrabi, okra, dry onions, parsnips, peppers, potatoes, radishes, rutabagas, salsify, summer squash, sweet potatoes, tomatoes (except cherry), turnip, green

& wax beans, lima beans, brussel sprouts, peas. One box (16x10x4 in)

Division 3001 – Vegetable Garden/Beginner Project

Class 01 Tray exhibit of one kind of vegetable

Division 3002 – Vegetable Garden/Junior Project

Class 03 Three tray exhibits of 3 kinds of vegetables

Class 04 Box exhibit of at least 6 kinds of vegetables*

Class 05 1 veg. commercial pkg. Commercial Project
*No more than 10

Division 3003 – Vegetable Garden/Senior Project

Class 07 Box Exh. of at least 6 (not more than 10) kinds

Class 08 1 veg. commercial pkg. Commercial Project

Class 09 Vegetable basket, organically grown

Division 3004 – Novelty Class

Class 11 Largest Vegetable by weight (other than tomato)

Class 12 Largest Tomato by weight

Class 13 Largest Vegetable Length not including stem

Class 14 Most Unusual Vegetable

Division 3005 – Fresh & Dried Herbs

Class 16 Display of labeled fresh cut herbs, Ages 14-18*

Class 17 Display of labeled fresh cut herbs, Ages 12-13**

Class 18 Display of labeled fresh cut herbs, Ages 8-11***

Class 19 Display of labeled dried cut herbs, Ages 14-18*

Class 20 Display of labeled dried cut herbs, Ages 12-13**

Class 21 Display of labeled dried cut herbs, Ages 8-11***
*Exhibit of 6 or more bunches
**Exhibit of 3 bunches
***Exhibit of 1 bunch

Division 3006 – Container Garden

Class 23 Vegetable grown in portable container

Class 24 Herbs grown in portable container

Division 3007 – Educational Exhibit

On poster 22"x28") Correlate your exhibit with your garden project.

Class 26 Ages 8-11 years old

Class 27 Ages 12-13 years old

Class 28 Ages 14 years and over

Division 3008 – Vegetable & Fruit Sculpture

Vegetables/Fruits may be purchases or homegrown. No more than 3 entries may be made in this division. Exhibit must be made of all edible decorations. Must bring in a

VEGETABLE GARDENING CONTINUED

picture plus the sculpture. Sculpture will be taken home after judging. Picture will stay.

Class 30 Sculpture

Division 3009 – Educational Display

Educational display on a career in this area of agriculture.

Class 32 Careers in Agriculture

FLOWER GARDENING

Superintendent:

Kim Newberry (810) 650-1398

Email: knewberry61@gmail.com

Judging: Monday at 1 p.m. with interview

Location: Still Exhibit Barn

Project Set Up: Friday at 6:30 p.m.

Check in Time: Monday at 1 p.m.

Check out Time: Saturday 7-8 p.m. or Sunday 8-9 a.m.

Premiums: A=\$4; B=\$2; C=No premiums.

Project Requirements:

1. Each exhibit must be labeled with kind and variety name.
2. Classes 01-08, Division 3101, are to be exhibited in a stable bottle or jar and will not be judged for arrangement.
3. Arrangements and indoor/outdoor gardening classes will be judged on arrangement, relationship to the container and quality of the flowers and foliage used.
4. Select division and class numbers which correspond with the type of flower garden project you are taking.
5. No protected or endangered flowers may be used.
6. In flower arrangements, the container shall be used to compliment the flowers. Emphasis is to be placed on the flowers.
7. Please remember to care for your plants during the week of the fair to ensure they stay fresh for visitors to view.

Division 3101 – Flower Garden

- Class 01** 1 annual flower with foliage
Class 02 3 annual flowers with foliage (all the same)
Class 03 1 perennial flower
Class 04 3 perennial flowers (all the same)
Class 05 Gladiolas - Best specimen bloom (3 flowers)
Class 06 1 Dahlia with foliage
Class 07 3 Dahlias with foliage
Class 08 Daylilies, 1 flowering stalk

Division 3102 – Flower Arrangement

Class 10 Flower Arrangement 8-13 years old*

Class 11 Flower Arrangement 14 & over*

Class 12 Flower Arrangement 8-13 years old**

Class 13 Flower Arrangement 14 & over**

Class 14 Flower Arrangement 8-13 years old***

Class 15 Flower Arrangement 14 & over***

*Using fresh grown by member or wildflowers

**Using fresh purchased flowers and foliage

***Dried, silk, plastic, paper or other

Division 3103 – Indoor/Outdoor Garden

All projects must be owned and cared for, for at least 2-3 months prior to fair.

Class 20 Houseplants*

Class 21 Dish or container garden, terrarium or planter

Class 22 Hanging plants(indoor, outdoor, flowering porch)

Class 23 Cacti and succulents

Class 24 Forced bulbs

*This class include both flowering & foliage plants that live in a house year around.

Division 3104 – Educational Display

Class 25 Careers in Agriculture

Educational display on a career in this area of agriculture.



ENVIRONMENTAL & OUTDOOR EDUCATION

Superintendent:

Linda Taylor (810) 824-0046
Jacqui Rabine (248) 930-4125

Judging: Monday at 1 p.m. with interview

Location: Still Exhibit Barn

Project Set Up: Friday at 6:30 p.m.

Check in Time: Monday at 1 p.m.

Check out Time: Saturday 7-8 p.m. or Sunday 8-9 a.m.

Premiums: A=\$4; B=\$2; C=No premiums.

Project Requirements:

1. Select Division and Class that corresponds with the project you are taking.
2. Each exhibit must include a narrative & references.
3. Call Extension 4-H office for project books for forestry, wildflowers, birds, mammals and fish.

Division 3201 – Conservation (Native Plant Garden)

- Class 01** Individual, basic conservation project, Ages 8-12
Class 02 Individual, basic conservation project, Ages 13-19
Class 03 Club, basic conservation project
Class 04 Individual natural resource project*
Class 05 Club, natural resource project*
Class 06 Individual recycling or composting project
Class 07 Club recycling or composting project

*Threatened or endangered

Division 3202 – Water (Water Quality)

- Class 09** Individual project, Ages 8-12 years old
Class 10 Individual project, Ages 13-19 years old
Class 11 Club project

Division 3203 – Soil (Soil Quality)

- Class 13** Individual project, Ages 8-12 years old
Class 14 Individual project, Ages 13-19 years old
Class 15 Club project

Division 3204 – Air (Air Quality)

- Class 17** Individual project, Ages 8-12 years old
Class 18 Individual project, Ages 13-19 years old
Class 19 Club project

Division 3205 - Plants

Requires photos, hand-drawn pictures

Forestry

- Class 21** Forestry I Record Book, Ages 8-12 years old

- Class 22** Forestry II Record Book, Ages 13-14 yrs. old
Class 23 Forestry III Record Book, Ages 15 yrs. & over
Class 24 Advanced study, Other, ex: mushrooms, herbs
Class 25 Club project

Tree Planting

- Class 27** Individual Project Record Book, 8-12 yrs. old
Class 28 Individual Project Record Book, 13 & over
Class 29 Club project

Wildflowers

- Class 31** Wildflowers I Record Book, Ages 8-12 years old
Class 32 Wildflowers II Record Book, Ages 13-14 years old
Class 33 Wildflowers III Record Book, Ages 15 yrs. & over

Division 3206 - Wildlife

Birds

- Class 35** Birds I Record Book, Ages 8-12 years old
Class 36 Birds II Record Book, Ages 13-14 years old
Class 37 Birds III Record Book, Ages 15 yrs. & over
Class 38 Bluebird study

Mammals

- Class 40** Mammals I Record Book, Ages 8-12 years old
Class 41 Mammals II Record Book, Ages 13-14 years old
Class 42 Mammals III Record Book, Ages 15 yrs. & over

Fish

- Class 44** Fish I Record Book, Ages 8-12 years old
Class 45 Fish II Record Book, Ages 13-14 years old
Class 46 Fish III Record Book, Ages 15 yrs. & over
Class 47 Advanced study

Marine Biology

- Class 49** Marine Biology I Record Bk., Ages 8-12 years old
Class 50 Marine Biology II Record Bk., Ages 13-14 yrs. old
Class 51 Marine Biology III Record Bk., Ages 15 yrs. & over
Class 52 Advanced study

Division 3207 - Challenge

- Class 54** Individual Project
Class 55 Club Project

Division 3208 - Entomology

1. A standard exhibit box should be 18"x 14" x 3 ½". Select division and class number that corresponds with the project you are taking.
2. Use of proper insect pins. Contact superintendent for source.
3. Suggested use of Peterson's Guide for labeling of insects. Need to include date specimen was obtained and order it represents on tag.

- Class 57** Entomology I, 15 or more adult, 8-11 yrs. old*
- Class 58** Entomology II, 30 or more adult, 12-14 yrs. old*
- Class 59** Entomology III, 60 or more adult, 15-16 yrs. old*
- Class 60** Entomology IV, 90 or more adult, Ages 17 & over
- Class 61** Plastic Embedments I, Exhibit 15-25
- Class 62** Plastic Embedments II, Exhibit 40 or more
- *Labeled insects representing as many orders as possible.

Division 3209 – Entomology (Educational Display)

- Class 65** Educational Display, Ages 8-12 years old
- Class 66** Educational Display, Ages 13 yrs. & over

FARM EQUIPMENT MANEUVERING

Superintendent:

Mark Taylor (810) 824-0046

Judging: Wednesday at 9 a.m.

Location: Lawn south of Farm Museum

Project Set Up: Wednesday at 8 a.m.

Check in Time: Wednesday at 9 a.m.

Check out Time: After project judging

Premiums: A=\$4; B=\$2; C=No premiums.

Division 3301 - Maneuvering

- Class 01** 8-12 years old, lawn mower with trailer
- Class 02** 13-14 years old, lawn mower with trailer
- Class 03** 15 yrs. & over, lawn mower with trailer
- Class 04** 13-14 years old, tractor with trailer
- Class 05** 15 yrs. & over, tractor with trailer

ARCHERY SHOOT & BOW SAFETY

Superintendents:

Kim Carrier (810) 325-1210

Jennifer Fox (810) 384-6561

Email: brian_jen@peoplepc.com

Target Shoot: Sun, June 26 @ 8 a.m. Shoot begins at 9 a.m.

Location: Goodells County Park, north side of park

Project Set Up: Friday at 6:30 p.m.

Poster Judging: Monday at 1 p.m. Still Exhibit Barn/Interview

Check in Time: Monday at 1 p.m.

Check out Time: Saturday 7-8 p.m. or Sunday 8-9 a.m.

Premiums: A=\$4; B=\$2; C=No premiums

Awards Ceremony: Monday at 4 p.m., after poster judging.

3-D Target Shoot: Saturday, June 25. Sign up starts @ 7 a.m. at Blue Water Sportsman's Club

Poster must be turned in by participant at time of first archery project shoot or one required per participant exhibited at Winter Achievement or Fair.

There will be no makeup dates – No Exceptions!

Project Requirements:

1. Exhibitor must accompany exhibit and be interviewed. If exhibitor cannot be present for interview, he/she must contact the superintendent.
2. **Safety Poster:** Poster board size is 14"x22" (half sheet of poster board). Poster on some phase of archery safety. One poster per exhibitor. Ages 12-19 may choose between submitting a poster or 4-H project record book. Posters cannot have any 3-D objects.
3. **Target size for target shoot:** The standard N.A.A. 48" target will be used. Scored 10, 9, 8, 7, 6, 5, 4, 3, 2 and 1. Everyone will shoot 30 arrows at 30 yds. and 30 arrows at 20 yds. (the longer distance first). There will be 5 rounds of 6 arrows and 6 practice arrows at each distance. A total of 60 scoring arrows and 12 practice arrows will be shot. (Each member should have at least 9 arrows in case of breakage or loss, arrows must be marked or identifiable.) Open class target size will shoot the smaller 10 ring on the 122 cm face at 30 yards. Open class will shoot at 60 cm face target at 20 yards.
Target Size for 3-D target shoot: Exhibitor will shoot at near full-size silhouette animal targets. A 30-station walk-through range. Targets will be positioned approx. 0-25 yards away. Limited time to shoot one arrow at each target. Scoring will be based on 10-point and 8-point scoring rings in the vital area (lung, liver, double-lung). Arrows outside the scoring ring will receive 5 points. Arrows completely missing the target will be scored as a "0". There may be a 3-D target shoot range fee.

Requirements and Rules to Participate at County Shoot:

****All equipment will be inspected by range officers prior to competition.**

- a. To be eligible for the target and/or 3-D target archery shoot, an exhibitor must exhibit an archery safety poster or project record book. This must be turned in at time of your first shoot.
- b. Exhibitor's age is determined as of January 1st of the current year. 3-D Shoot participants must be 8-19 years of age and be experienced in shooting. Target Shoot participants must be 8-19 years of age.
- c. Exhibitors participating in the archery project area must be 4-H members. This is a **mandatory** requirement. All archery participants must shoot under a certified archery instructor. Certified archery instructors will submit lists of their eligible exhibitors prior to the County Shoot for verification. Anyone not endorsed by a certified archery

ARCHERY SHOOT & BOW SAFETY CONT.

instructor and not a 4-H member will not be allowed to shoot at the County Shoot.

- d. Rules governing this shoot are taken from the State Shoot rules, obtained from the Extension 4-H office.
- e. Bow – Recurve, Long or Compound bows are to be used. Instinctive – Bow without sights or bow marks. Sighted – sights or bow marks added to the bow. Maximum draw weight allowed for Target Class is 60 lbs. Maximum Draw weight allowed for 3-D Shot is 60 lbs. and maximum stabilizer of 12 inches can be used – 3-D ONLY.
- f. 3-D shooters each must have a minimum of 6 arrows. Only target points or bullet shaped points are permitted for all classes. Target shooters each must have a minimum of 9 arrows. NO telescopic sights, lasers and/or non-electronic range finders will be allowed in any class. NO field glasses or telescopes may be used in the 3-D shoot.
- g. Overdraws will be allowed, EXCEPT arrow tip must extend to beyond bow grip pivot point (Tip of arrow cannot be drawn back past center of pivot point of bow.)
- h. Open Classes ONLY: Release aids are allowed (except for back tension release aids will not be allowed).
- i. Range Officer: Will control the Target Shoot with a whistle.
2 Whistle Blasts – Stop to the Shooting line
1 Whistle Blast – Begin shooting
3 Whistle Blasts – Retrieve arrows
4 or more Whistle Blasts – Emergency, let down bow, put arrow back in quiver. Wait for instruction from range officer.
Check the conduct of shooting and scoring which includes making decisions on questionable arrows.
- j. Any discrepancy while scoring must be brought to the range officer's attention before pulling the arrows.
- k. **FINGER PROTECTION & ARM GUARDS ARE MANDATORY.** Each shooter must have their own safety protection. (Gloves, shooting tabs or tape to draw, holdback and release and string are permitted, provided they are smooth with no device to help hold and/or release the string).
- l. Archery shoot score sheets will be scored, graded and given to exhibitor at time of interview of poster.
State Shoot Eligibility: Grand/Reserve of eligible age class. Alternates determined by points and class standing. State age for shoot is age as of January 1st of the current year. Exhibitors eligible at age 9-19 for Target and 9-19 for 3-D Bow Hunting. Those qualifying for the State Shoot should review state

rules since state shoot rules may differ slightly from county shoot rules.

- m. No binoculars at the shooting line – TARGET ONLY.

Division 3401 – Safety Poster & Record Book

- Class 01** Safety Poster, 8-11 years old
- Class 02** Safety Poster, 12-14 years old
- Class 03** Safety Poster, 15 years & over
- Class 04** 4-H Project Record Book, 12-14 years old
- Class 05** 4-H Project Record Book, 15 years & over

Division 3402 – Target/Long or Recurve Bow

- Class 08** Long or Recurve Bow, 8-11 years old
- Class 09** Long or Recurve Bow, 12-14 years old
- Class 10** Long or Recurve Bow, 15 years & over

Division 3403 – Target/Compound Bow

- Class 12** Compound Bow (No sights), 8-11 years old
- Class 13** Compound Bow (No sights), 12-14 years old
- Class 14** Compound Bow (No sights), 15 years & over

Division 3404 – Target/Sighted Bow

- Class 16** Sighted Bow, 8-11 years old
- Class 17** Sighted Bow, 12-14 years old
- Class 18** Sighted Bow, 15 years and over

Division 3405 – Target/Open Class

- Class 20** Beginner Open Class, 8-11 years old
- Class 21** Junior Open Class, 12-14 years old
- Class 22** Senior Open Class, 15 years & over

Division 3406 – 3-D Target/Instinctive Bow

- Class 23** Instinctive Bow, 8-11 years old
- Class 24** Junior Instinctive Bow, 12-14 years old
- Class 25** Senior Instinctive Bow, 15 years & over

Division 3407 – 3-D Target/Sighted Bow

- Class 26** Sighted Bow, 8-11 years old
- Class 27** Junior Sighted Bow, 12-14 years old
- Class 28** Senior Sighted Bow, 15 years & over

Division 3408 – 3-D Target/Open Class

- Class 29** Beginner Open Class, 8-11 years old
- Class 30** Open Class, 12-14 years old
- Class 31** Open Class, 15 years & over

SHOOTING SPORTS & GUN SAFETY

Superintendents:

Joe Provost (810) 367-6222

Jerry St. James (810) 278-0639

Shoot: Saturday, June 25 at 8 a.m.

3-D Shoot: Saturday, June 25. Sign up begins at 7:00 a.m.

Location: Blue Water Sportsman's Club, 4866 Ravenswood

Project Set Up: Friday at 6:30 p.m.

Poster Judging: Monday at 1 p.m. Still Exhibit Barn/Interview

Check in Time: Monday at 1 p.m.

Check out Time: Saturday 7-8 p.m. or Sunday 8-9 a.m.

Premiums: A=\$4; B=\$2; C=No premiums

Awards Ceremony: Monday at 4 p.m., after poster judging.

Safety Poster or Record Book is required for all classes. See Gun Safety, Division 3501. Judging will be Monday of fair at 1 p.m. in the Still Exhibit Barn. Exhibitors must be present for interview in order for the poster or record book to be judged and to qualify for Grand or Reserve. Posters or notebook MUST be turned in at the time of the County Shoot or exhibited at Winter Achievement.

There will be no makeup dates – No Exceptions!

Shooting Sports Project Requirements:

1. Both boys and girls age 8 and up may compete at the county level. Targets will be scored, graded, judged and displayed at the fair.
2. Select Division and Class number that corresponds with your projects.
3. Copies of state shoot regulations are at the Extension 4-H office and available online.
4. To be eligible for the St. Clair County 4-H & Youth Rifle, Trap and B-B Gun Shoot an exhibitor must either exhibit a gun safety poster or a project record book at either Winter Achievement or at the St. Clair County 4-H Fair. All safety posters and record book must have an exhibit tag attached to them when handed in on the day of the shoot. Poster must be on some phase of Gun Safety. One poster per exhibitor. Poster cannot have any 3-D objects.
5. **State Shoot Eligibility:** Grand/Reserve of eligible age class. Alternates determined by points and class standing. Must be registered, check with Supt. for deadline. State age for shoot is your age as of Jan. 1st. Must be 8 years old for B-B gun, 12 yrs. old for other disciplines **TO COMPETE AT THE STATE SHOOT.**
6. All guns will be left in cases until you are at shooting stations.
7. All guns will get a safety check at shooting stations.
8. Please do not compete if you do not have a 4-H shooting leader.
9. No reloads for shotguns – factory loads only.

10. The first safety violation by any youth will incur a warning. A second violation will mean instant disqualification.
11. County rules will follow State 4-H Rules.
12. B-B gun & Air (pellet) rifle: Eye protection is mandatory.
13. Rifle, Trap & Skeet Event: Eye & ear protection is mandatory.
14. All shooting sports & archery targets & safety posters that are not picked up will be discarded at 9 a.m. on Sunday of fair. See Gun Safety.
15. Exhibitors participating in the shooting sports project area must be 4-H members. This is a **mandatory** requirement for the fair. All shooting sports participants must shoot under a certified shooting sports instructor in the discipline that they're shooting in. Certified shooting sports instructors will submit lists of their eligible exhibitors prior to the county shoot for verification. Anyone not endorsed by a certified shooting sports instructor and not a 4-H member will not be allowed to shoot at the county shoot.
16. Exhibitors may only shoot 7 events total for the day, including 3-D Archery.

Gun Safety Project Requirements:

1. Exhibitor must accompany exhibit and be interviewed. If exhibitor cannot be present for interview, he/she must contact superintendent.
2. To be eligible for the St. Clair County 4-H & Youth Rifle, Trap & B-B Gun Shoot, an exhibitor must either exhibit a gun safety poster, size 14"x22" (half sheet of poster board) or a project record book (ages 11-19) at either Winter Achievement or at the St. Clair 4-H gun Shoot. All safety posters and record books must have a fair exhibit tag attached to them when handed in on the day of the shoot. Posters must be on some phase of Gun Safety. One poster per exhibitor. Poster cannot have any 3-D objects.
3. All shooting sports and archery targets and safety posters that are not picked up will be discarded at 9 a.m. on Sunday.

Division 3501 – Safety

POSTER on some phase of gun safety.

- | | |
|-----------------|--|
| Class 01 | Safety Poster, 8-11 years old |
| Class 02 | Safety Poster, 12-14 years old |
| Class 03 | Safety Poster, 15 years & over |
| Class 05 | 4-H Project Record Book, 8-11 years old |
| Class 06 | 4-H Project Record Book, 12-14 years old |
| Class 07 | 4-H Project Record Book, 15 years & over |

SHOOTING SPORTS & GUN SAFETY

Division 3511 – Rifle Shoot

Unless specified herein, Michigan 4-H Shooting Sports State Tournament Rules and NRA Small-bore Rifle Rules apply to

this division. NRA rule books are available from NRA Program Materials Center (800)336-7402, item# CR16750 or online.

Field Rifle will be .22 caliber rim fire (no .22 Magnum rifles), capable of single loading. Weight not to exceed 7.5 lbs., trigger pull be 2 lbs. or more. Sights may be open or peep style only. The front sight must be permanently mounted, not capable of changing inserts. The rear sight must **NOT** be capable of micrometer adjustment. Open iron and adjustable peep sights are permitted. NO telescopic sights, slings, palm rests, adjustable butt plates, or specialized shooting coats, pants, shoes, etc. are permitted.

Target Rifle will be .22 caliber rimfire target rifle (no .22 Magnum rifles). See NRA small bore rifle rule 3.2, for complete equipment specifications. NO telescopic sights. Anyone wishing to use a sporting rifle in the target class may do so. Open chamber indicators (O.C.I.) will be used. 30 shots per contestant at 50-foot target.

A32 targets: Sighter shots will be fired and checked before each round.

10 shots prone position – 10 minutes

10 shots kneeling position – 10 minutes

10 shots standing position – 15 minutes

Class 12 Field Shoot, Sporting 8-11 years old*

Class 13 Field Shoot, Sporting 12-14 yrs. old

Class 14 Field Shoot, Sporting, 15 years & over

*Not eligible for State Shoot. Need note from your leader.

A17 targets: Sighter shots will be fired and checked before each round.

10 shots prone position – 10 minutes

10 shots kneeling position – 10 minutes

10 shots standing position – 15 minutes

Class 15 Rifle Shoot, Target 8-11 years old*

Class 16 Rifle Shoot, Target 12-14 years old

Class 17 Rifle Shoot, Target 15 years & over

*Not eligible for State Shoot. Need note from your leader.

Division 3512 – Trap Shoot

Unless specified herein, Michigan 4-H Shooting Sports state Tournament Rules and ATA Official trapshooting Rules & Regulations apply to this division. These rules can be found online.

Trap Shoot ammunition must be either trap load, sport load or their equivalent. The event will have two rounds of 25 shots each. Competition will be on an ATA trap range from the 16-yard stand. The scores for first and second place will be broken by a sudden death shoot off. Field loads (over 3

drams & 1 1/8 oz. shot) are illegal for all classes. 50 rounds of shot will be used.

Class 18 Trap Shoot, 12-14 years old

Class 19 Trap Shoot, 15 years & over

Division 3514 – B-B Gun Contest

Unless specified herein, Michigan 4-H Shooting Sports State Tournament Rules and NRA BB Gun Rules apply to this division. NRA rule books are available from the NRA program Materials Center (800)336-7402, item #CR16410 or online.

B-B Guns may be spring, gas or pneumatic operated. Barrels may be smooth bore or rifled. Rifling in the guns may be equivalent to that of Daisy 845, but not of greater precision. Multi-pump B-B guns are limited to 1 pump. Open iron and adjustable peep sights are permitted. NO telescopic sights. Half-slings are allowed. Ordinary sports or casual clothing must be worn. No padded or unusually heavy clothing is permitted. No pads, braces, or elastic bandages will be allowed, without the approval of the superintendent.

Ammunition will be a round B-B.

10 shots prone position – 1 target – 10 minutes

10 shots sitting position – 1 target – 10 minutes

Class 24 B-B Gun, 8-11 years old

Class 25 B-B Gun, 12-14 years old

Class 26 B-B Gun, 15 years and over

Division 3515 – Air (Pellet) Rifle

Unless specified herein, Michigan 4-H Shooting State Tournament Rules and National Standard Three Position Air Rifle Rules apply to this division. These can be found online.

Air Rifle must be 0.177 cal. Open chamber indicators (O.C.I.) will be used. Multi-pump rifles will be limited to 3 pumps. No telescopic sights are permitted. Slings are allowed in the prone and kneeling positions only. The sling must be worn only over the upper part of the left arm (right are for a left-handed competitor) and from there connected to the fore-end of the rifle stock.

Sporter Air Rifle is intended to be a low cost, entry-level rifle without specialized modifications. Muzzle velocity of 600 fps or less. Maximum weight is 7.5 lbs. Minimum trigger pull is 1.5 lbs., adjustable butt and comb of stock allowed, but cannot be changed during competition. Purchase price (price that is available to junior shooting sports programs through a manufacturer's special marketing program) not to exceed \$600. Only sights manufactured for and sold with the Sporter air rifles are permitted. Sights for the front sight apertures or inserts may be used in approved Sporter air rifle front sights; different sized apertures may be used in different positions. An adjustable iris or adjustable aperture may not be used in the front or rear sight. Metal front sights bases may be substituted for plastic Daisy XSV40/AA T200 front sight bases.

Sporter Clothing: Shooting jackets and special shooting pants are not permitted. Any ordinary glove or shooting glove is permitted. Approved Sporter Rifles (include, but are not

SHOOTING SPORTS & GUN SAFETY

limited to the following: AirForce Air Guns Edge, Crosman CH2000, and CH2009, Daisy M853/753/953/853CM/888/887/XSV40 Valiant and the Air Arms T200).

Precision: Any type of .177 caliber pneumatic, spring air, compressed air or CO2 rifle with a muzzle velocity of 600 fps or less that conforms to the specification of National Standard Three Position Air Rifle Rules 4.4/4.5/4.6 and 4.7 may be used.

30 shots per contestant at 10 meter range:

10 shots prone position – 1 target – 10 minutes

10 shots kneeling position – 1 target, 10 minutes

10 shots standing position – 1 target – 10 minutes

Class 28 Sporting, 8-11 years old*

Class 29 Sporting, 12-14 years old

Class 30 Sporting, 15 years and over

Class 32 Precision, Ages 11-14 years old

Class 33 Precision, Ages 15 years & over

*State shoot must have reached their 10th birthday by Jan 1 of current year.

Division 3516 – Skeet Shoot

Unless specified herein, Michigan 4-H Shooting Sports State Tournament Rules and National Skeet Shooting Association rules apply.

Skeet Shoot ammunition must be either skeet load, sport load or their equivalent. The event will have two rounds of 25 shots each. Tie scores for first and second place will be broken by a sudden death shoot-off. Field loads (over 3 drams & 1 1/8 oz. shot) are illegal for skeet shooting.

Class 35 Skeet Shoot, 12-14 years old

Class 36 Skeet Shoot, 15 years and over

Division 3517 – Muzzle Loading Rifle

Unless specified herein, Michigan 4-H Shooting Sports State Tournament Rules and National Muzzle Loading Rifle Association rules apply.

All contestants must be accompanied by leader, coach or parent.

Class 38 Traditional Muzzle Loading 12-14 years old*

Class 39 Traditional Muzzle Loading 15 years & over*

Class 40 Open Class Muzzle Loading, 12-14 years old**

Class 41 Open Class Muzzle Loading, 15 yrs. & over**

*Caplock or Flintlock with OPEN SIGHTS

**Caplock, Flintlock, or In-line with TELESCOPE

Muzzle Loading Rifle Equipment

1. Any caliber muzzle loading long gun may be used, but the weight of the rifle must be 10 lbs. or less.

2. Contestants will use their own sporting firearms, black powder or Pyrodex, projectiles, patches, and shooting bag or pouch.
3. Only pre-measured charges may be used from a powder horn or powder can (**WITH POUR SPOUTS**). NO PLASTIC OR GLASS CONDIMENT CONTAINERS. NO PELLETIZED POWDER.
4. No powder horns or powder cans will be allowed on the firing line (except as needed by flintlock shooters for priming powder). These items will be allowed only at the loading bench.
5. Sights must be open or telescopic; peep sights and shades are prohibited. Sights may be stationary or adjustable. Telescopic sights allowed only in Open Class Competition.
6. The following are prohibited: Schutzen type butt plate, adjustable butt plates, palms, and slings.
7. Set triggers and double triggers will be allowed.
8. Range rods with palm savers required for all loading of guns.
9. Any time guns are empty range rod must be down barrel.
10. No smokeless powder will be allowed on the range.
11. All range rods will have a scribed line to show a seated load.
12. Granulated powder permitted, no pellets. NO PELLETIZED POWDER WILL BE ALLOWED.
13. Contestants may use spotting scopes or binoculars as long as they do not interfere with other participants.
14. In the **Traditional** Muzzle Loading Rifle competition, only traditional flintlock or caplock muzzle loading rifles with metallic sights may be used with a "patched round ball" only. No sabots or conical bullets will be allowed.
15. In the **Open** Class Muzzle Loading Rifle competition, any caliber in-line muzzle loading rifles with or without a scope or any caliber traditional flintlock or caplock muzzle loading rifle with a scope may be used. Sabots, conical bullets, or "patched round balls" may be used.
16. Sabots and conical bullets allowed in the Open Class only.

Targets, Rules and Course of Fire

1. Standard NMLRA Targets (such as 1 or 2 buffalo targets, 6 bull targets) will be used at the discretion of the Range Officer. Standard range rules will be followed and targets will be scored from the center of the target to the center of the ball hole.
2. Ten shots per contestant in standing position – on two targets – 20 minutes per target – 5 shots per target.
3. Five shots will be taken at 25 yards, and 5 shots at 50 yards. Buffalo target at 50 yards and 6 bull targets at 25 yards. Sight-in shots will be fired at 25 yard target only.
4. Procedures for Loading: All loading will be done at a loading bench; the loading bench(es) will be located along a loading line, well in back of the firing line. No caps will be put on the nipples, no flintlocks primed until the shooter is on the firing line. Spectators and coaches

SHOOTING SPORTS & GUN SAFETY

will be kept behind the spectator line, well in back of the loading line. **NO SMOKING ALLOWED IN THE VICINITY OF THIS EVENT.**

5. Procedures for Handling Misfires or Hangfires: All misfires will be handled by the Range Officer (and/or assistants). A shooter with a misfire should call the Range Officer at once while keeping the barrel pointed downrange at all times.

SAFETY

Superintendent:

Jodi Veldman (810) 334-1467

Karen Vincent Email: tkvincent@frontier.com

Judging: Saturday at 3 p.m. with interview

Location: Still Exhibit Barn

Project Set Up: Friday at 6:30 p.m.

Check in Time: Saturday at 3 p.m.

Check out Time: Saturday 7-8 p.m. or Sunday 8-9 a.m.

Premiums: A=\$4; B=\$2; C=No premiums.

Project Requirements:

1. Exhibitors should be with exhibit while being judged.
2. All educational exhibits must be 14"x22" (half sheet of poster board).
3. Projects will be judged on total content of safety tip(s) offered and exhibitor's knowledge of topic demonstrated during the interview. Included will be: Does the exhibit catch the reader's attention? Are the tips understandable? Is the point clear?
4. Clubs must sign up online if entering club project.

Division 3601 – Safety Ages 8-11 years old

- Class 01** Bicycle Safety
- Class 02** Fire Safety
- Class 03** Home Safety
- Class 04** Farm Safety
- Class 05** Safety – Other

Division 3602 – Safety Ages 12-13 years old

- Class 07** Bicycle Safety
- Class 08** Fire Safety
- Class 09** Home Safety
- Class 10** Farm Safety
- Class 11** Safety – Other

Division 3603 – Safety Ages 14 & over

- Class 13** Bicycle Safety

- Class 14** Fire Safety
- Class 15** Home Safety
- Class 16** Farm Safety
- Class 17** Safety – Other

Division 3604 – Safety Club Display

- Class 19** Safety Educational Exhibit

HUNTING & WILDLIFE

Superintendent:

Linda Taylor (810) 824-0046

Jacqui Rabine (248) 930-4125

Judging: Monday at 1 p.m. with interview

Orienteering & Wildlife Identification Judging: Sunday, June 26 at 9 a.m. at Goodells County Park

Location: Still Exhibit Barn

Project Set Up: Friday at 6:30 p.m.

Check in Time: Monday at 1 p.m.

Check out Time: Saturday 7-8 p.m. or Sunday 8-9 a.m.

Premiums: A=\$4; B=\$2; C=No premiums.

Awards Presentation: Monday at 4 p.m.

Division 8901 - Orienteering

Competition consists of using a compass and directional information to navigate a course.

Judging June 26th at Goodells County Park

- Class 01** Orienteering, Ages 8-11 years old
- Class 02** Orienteering, Ages 12 to 14 years old
- Class 03** Orienteering, Ages 15 & over

Division 8908 – Wildlife Identification

Competition consists of identifying several Michigan plant/animal exhibits given the names. Example: animal tracks, leaves, pelts.

Judging June 26th at Goodells County Park

- Class 05** Wildlife Identification, Ages 8-11 years old
- Class 06** Wildlife Identification, Ages 12-14 years old
- Class 07** Wildlife Identification, Ages 15 & over

Project Requirements:

1. One exhibit per class.
2. It is recommended exhibitor should attend at least one of the several Hunting & Wildlife educational clinics that will be offered by 4-H starting in November.
3. Depicting an area of Michigan plant or animal information presented in one of three presentations:
Photo Journal – 10 or more photos and narrative describing the photos.

HUNTING & WILDLIFE CONTINUED

Digital Presentation – 3-5 minute presentation saved to flash drive.

Diorama – Display presentation (3-D Exhibit) with narrative. (Example: A slideshow or photo journal of a walk along a Michigan stream; picture of the erosion of banks, the moss on fallen tree branch, etc., including a descriptive narrative.)

Division 8902 – Wildlife

Judging Monday at 1 p.m.

- Class 05** Photo Journal, Ages 8-11 years old
- Class 06** Digital Presentation, Ages 8-11 years old
- Class 07** Diorama, Ages 8-11 years old
- Class 09** Photo Journal, Ages 12-14 years old
- Class 10** Digital Presentation, Ages 12-14 years old
- Class 11** Diorama, Ages 12-14 years old
- Class 13** Photo Journal, Ages 15 & over
- Class 14** Digital Presentation, Ages 12-14 years old
- Class 15** Diorama, Ages 15 & over

Division 8905 – Hunting

Desirable projects will reflect an element of hunters' safety.

- Class 17** Photo Journal, Ages 8-11 years old
- Class 18** Digital Presentation, Ages 8-11 years old
- Class 19** Diorama, Ages 8-11 years old
- Class 21** Photo Journal, Ages 12-14 years old
- Class 22** Digital Presentation, Ages 12-14 years old
- Class 23** Diorama, Ages 12-14 years old
- Class 25** Photo Journal, Ages 15 & over
- Class 26** Digital Presentation, Ages 12-14 years old
- Class 27** Diorama, Ages 15 & over



SCIENCE & TECHNOLOGY

Superintendent:

Kelly Kujat (810) 304-2078

Judging: Monday at 2:30 p.m., with interview

Location: Still Exhibit Barn

Project Set Up: Friday at 6:30 p.m.

Check in Time: Monday at 2:30 p.m.

Check out Time: Saturday 7-8 p.m. or Sunday 8-9 a.m.

Premiums: A=\$4; B=\$2; C=No premiums.

Project Requirements:

1. Exhibitors must be present for interview.
2. Projects are to be in place by judging time and must remain in place until project release time.
3. Entries should be limited to one per category, unless entries are significantly different.
4. Entries should include some sort of poster or report to be displayed during the week of the fair even if project is completely electronic.

Division 3701 – Science Exhibit/Demonstration

Projects can be an educational exhibit of some phase of science including astronomy, chemistry, biology, physics, or any other branch of science. Projects can be either on a poster board, in a booklet, or a constructed article illustrating what the exhibitor has learned about science.

Class 01 Science Projects, Ages 8-12 years old

Class 02 Science Projects, Ages 13 yrs. and over

Models (Rockets, Spaceships or Airplanes)

All models must include a one-page project story by the exhibitor on the model, what they learned about it and how they built it.

Class 03 Models, Ages 8-12 years old

Class 04 Models, Ages 13 years and over

Demonstrations

Demonstrations should be presented in front of the judges using proper lab safety procedures, and should not last any longer than 5 minutes. There must be a report of the demonstration explaining how the demonstration was performed and what was learned from the demonstration, pictures are encouraged. Materials from the demonstration should be displayed during the week of the fair.

Class 05 Demonstration, Ages 8-12 years old

Class 06 Demonstration, Ages 13 years and over

Division 3702 – Computers

An exhibit must include a poster and/or booklet which displays (hard copy) results of the computer project. The explanation should also show the steps used in designing the project. Please be sure to explain the purpose that the

SCIENCE & TECHNOLOGY CONTINUED

project can serve (i.e., a database for correspondence to a group for a specific purpose, a spreadsheet, an app, and maybe graphing to show the relationship between animal feeding and weight gain, etc.). Internet sites must have a sample of the printouts of the web pages with the complete URL addresses, along with an explanation of why this site is interesting and/or useful. The website should be fully functional and accessible through a **device brought in by the exhibitor during judging. Exhibitors must bring their own electronic device** to judging to show the judges their functional project. All projects should be printed out on a hard copy should there be a malfunction of hardware or software and to be displayed during the week of the fair.

- Class 07** Create any graphic project
- Class 08** App design
- Class 09** Computer programming
- Class 10** 3-D printing
- Class 11** Computer building/design
- Class 12** Create a computerized presentation
- Class 13** Report on the history of computers*
- Class 14** Report on specific application software
- Class 15** Report on an imaginary or realistic invention**
- Class 16** Create your own web page
- Class 17** Create a media presentation (video, Tiktok, etc.)
- Class 18** Any other computer project not listed

*Computers or Computer language.

**Invention of hardware or software & what function and purpose the invention would serve and who would use it.

Division 3703 - Robotics

Exhibitor designs and constructs a robot to perform a specific task(s). A log book of data collected and a report of what was learned from the project should be created for judging.

- Class 19** Robotics, ages 8-12 years old
- Class 20** Robotics, ages 13 and over
- Class 21** Robotics Club Project

ARTS

Superintendent:

Heather Stull (586) 306-3244

Email: hmstull@yahoo.com

Judging: Saturday at 9 a.m., with interview

Location: Still Exhibit Barn

Project Set Up: Friday at 6:30 p.m.

Check in Time: Saturday at 9 a.m.

Check out Time: Saturday 7-8 p.m. or Sunday 8-9 a.m.

Premiums: A=\$4; B=\$2; C=No premiums.

Project Requirements:

1. One exhibit allowed per class and may not consist of more than one article or piece unless permanently attached or affixed.
2. Drawings must be matted on a firm surface. Acceptable material can be matting board, cardstock, foam board or stiff poster board. Matting should be a minimum of two inches larger than the actual artwork. The artwork can be matted between 2 pieces of matting or can be mounted on a single piece of matting.
3. It is not necessary to matt an oil painting or canvas painting.

Division 3801 – Art, Ages 8-10 years old

- Class 01** Painting, Acrylic/Tempera/Oil
- Class 02** Water Color
- Class 03** Charcoal Drawing
- Class 04** Pencil Drawing (No. 2 pencil not recommended)
- Class 05** Ink Drawing (ball point not recommended)
- Class 06** Chalk/Pastels Drawing
- Class 07** Mixed Media/Calligraphy/Other*
- Class 08** Sculptures

*Various art media types to create, can include paint, ink, collage, art, etc.

Division 3802 – Art, Ages 11-13 years old

- Class 10** Painting, Acrylic/Tempera/Oil
- Class 11** Water Color
- Class 12** Charcoal Drawing
- Class 13** Pencil Drawing (No. 2 pencil not recommend)
- Class 14** Ink Drawing (ball point not recommend)
- Class 15** Chalk/Pastels Drawing
- Class 16** Mixed Media/Calligraphy/Other*
- Class 17** Sculptures

*Various art media types to create, can include paint, ink, collage, art, etc.

Division 3803 – Art, Ages 14 years and over

- Class 19** Painting, Acrylic/Tempera/Oil
- Class 20** Water Color
- Class 21** Charcoal Drawing
- Class 22** Pencil Drawing (No. 2 pencil not recommended)
- Class 23** Ink Drawing (ball point not recommended)
- Class 24** Chalk/Pastels Drawing
- Class 25** Mixed Media/Calligraphy/Other*
- Class 26** Sculptures

*Various art media types to create, can include paint, ink, collage, art, etc.

CRAFTS

Superintendent:

Kathy Renn (810) 394-6294

Judging: Saturday at 9 a.m., with interview

Location: Still Exhibit Barn

Project Set Up: Friday at 6:30 p.m.

Check in Time: Saturday at 9 a.m.

Check out Time: Saturday 7-8 p.m. or Sunday 8-9 a.m.

Premiums: A=\$4; B=\$2; C=No premiums.

Project Requirements:

1. One exhibit allowed per class and may not consist of more than 1 article or piece unless permanently attached or affixed.
2. Kits will be evaluated using different criteria than those not made from a kit. "Kit" must be indicated on entry tag.
3. Painted shirts must be exhibited on a hanger.
4. Jewelry may be taken home after judging. If you take your project home you must leave a framed picture of the item for display.

Division 3901 – Crafts, Ages 8-10 years old

Class 01	Scrap & Ecology
Class 02	Needlework
Class 03	Shirt Painting/Decorating
Class 04	Jewelry
Class 05	Basket Weaving
Class 06	Vinyl Shirt Design
Class 07	String Art, Rug Hooking, Macrame, etc.
Class 08	Leathercraft
Class 09	Candle Making
Class 10	Tole Painting
Class 11	Glass etching, glass work, stained glass
Class 12	Wreaths
Class 13	Puzzlecraft
Class 14	Yard Art (mostly made of recycled product)
Class 15	Decorated Bird Houses
Class 16	Sand or Salt Art
Class 17	Ceramic, Sculpture, Pottery, Clay, Dough Art
Class 18	Potpourri, Oils, Soap Making
Class 19	Fleece Blankets
Class 20	Other

Division 3902 – Crafts, Ages 11-14 years old

Class 01	Scrap & Ecology
Class 02	Needlework
Class 03	Shirt Painting/Decorating
Class 04	Jewelry
Class 05	Basket Weaving
Class 06	Vinyl Shirt Design
Class 07	String Art, Rug Hooking, Macrame, etc.
Class 08	Leathercraft
Class 09	Candle Making
Class 10	Tole Painting
Class 11	Glass etching, glass work, stained glass
Class 12	Wreaths
Class 13	Puzzlecraft
Class 14	Yard Art (mostly made of recycled product)
Class 15	Decorated Bird Houses
Class 16	Sand or Salt Art
Class 17	Ceramic, Sculpture, Pottery, Clay, Dough Art
Class 18	Potpourri, Oils, Soap Making
Class 19	Fleece Blankets
Class 20	Other

Division 3903 – Crafts, Ages 15 & over

Class 01	Scrap & Ecology
Class 02	Needlework
Class 03	Shirt Painting/Decorating
Class 04	Jewelry
Class 05	Basket Weaving
Class 06	Vinyl Shirt Design
Class 07	String Art, Rug Hooking, Macrame, etc.
Class 08	Leathercraft
Class 09	Candle Making
Class 10	Tole Painting
Class 11	Glass etching, glass work, stained glass
Class 12	Wreaths
Class 13	Puzzlecraft
Class 14	Yard Art (mostly made of recycled product)
Class 15	Decorated Bird Houses
Class 16	Sand or Salt Art
Class 17	Ceramic, Sculpture, Pottery, Clay, Dough Art
Class 18	Potpourri, Oils, Soap Making
Class 19	Fleece Blankets
Class 20	Other

HOLIDAY DECORATIONS

Superintendent:

Vicki Ruemenapp (586) 405-2928

Email: vicrue68@gmail.com

Judging: Monday at 1 p.m., with interview

Location: Still Exhibit Barn

Project Set Up: Friday at 6:30 p.m.

Check in Time: Monday at 1 p.m.

Check out Time: Saturday 7-8 p.m. or Sunday 8-9 a.m.

Premiums: A=\$4; B=\$2; C=No premiums.

Project Requirements:

1. Exhibitors must provide at least a 10 ft. heavy duty extension cord with any holiday decoration that is lighted. Please label your extension cord for return.
2. Do not leave items of value on premises.
3. One exhibit allowed per class.
4. Exhibitors are encouraged to bring a wreath stand to display their wreath.
5. Exhibitors are encouraged to limit the height of holiday trees to 4 feet.
6. Please let us know if you decide not to show your projects at the last minute, so we don't keep the judge waiting.

Division 4001 – Holiday Decorations, Ages 8-11 years old

Class 01 Holiday Decorated Tree

Class 02 Holiday Decorated Wreath

Class 03 Holiday Decorated centerpiece

Class 04 Holiday decoration, other

Division 4002 – Holiday Decorations, Ages 12-14 years old

Class 06 Holiday Decorated Tree

Class 07 Holiday Decorated Wreath

Class 08 Holiday Decorated centerpiece

Class 09 Holiday decoration, other

Division 4003 – Holiday Decorations, Ages 15 & over

Class 11 Holiday Decorated Tree

Class 12 Holiday Decorated Wreath

Class 13 Holiday Decorated centerpiece

Class 14 Holiday decoration, other

SCRAPBOOKING & PAPER CRAFTS

Superintendent:

Lindsey LaForte (586) 801-3763

Email: lindseylaforte@gmail.com

Judging: Saturday at 10:30 a.m., with interview

Location: Still Exhibit Barn

Project Set Up: Friday at 6:30 p.m.

Check in Time: Saturday at 10:30 a.m.

Check out Time: Saturday 7-8 p.m. or Sunday 8-9 a.m.

Premiums: A=\$4; B=\$2; C=No premiums.

Project Requirements:

1. Neatness, creativity, age and year in project will be considered during judging.
2. Any subject acceptable with any style of scrapbooking.
3. You may show your book again next year. The second year you must make the previous evaluation sheet part of your book and place it where your project ended. Judging will continue from that point. A minimum of 5 new pages.
4. Paper craft projects should utilize various papers, tools and techniques to create unique hand-crafted greeting cards, gift tags or other projects.
5. Five gift tags should be shown; they can be related or different subjects. They should be displayed on 8 ½ x 11 heavy cardstock paper/poster board.
6. Three greeting cards should be shown; they can be related or different subjects. Envelopes are not needed.
7. Any paper craft that is not a greeting card, gift tag or scrapbooks may be entered in the other category, for example, bookmarks or postcards.

Division 4101 – Scrapbooking & Paper Craft 8-11 years old

Class 01 Scrapbooking

Class 02 Greeting Cards

Class 03 Gift Tags

Class 04 Papercraft – Other

Division 4102 – Scrapbooking & Paper Craft 12-14 years old

Class 05 Scrapbooking

Class 06 Greeting Cards

Class 07 Gift Tags

Class 08 Papercraft – Other

Division 4103 – Scrapbooking & Paper Craft 15 & over

Class 10 Scrapbooking

Class 11 Greeting Cards

Class 12 Gift Tags

Class 13 Papercraft – Other

WOODWORKING

Superintendent:

Julie Tesluck (810) 824-1807

Judging: Saturday at 1 p.m., with interview

Location: Still Exhibit Barn

Project Set Up: Friday at 6:30 p.m.

Check in Time: Saturday at 1 p.m.

Check out Time: Saturday 7-8 p.m. or Sunday 8-9 a.m.

Premiums: A=\$4; B=\$2; C=No premiums.

Project Requirements:

1. See Woodworking/Wood Science Project Guidelines on Fair website www.stclaircounty4hfair.org
2. Exhibits will be evaluated on construction and design of the project, knowledge of the material and tools used, and an interview.
3. Please attach design or plans of project, and be prepared to discuss process of construction and techniques.

Division 4201 – Woodworking Ages 8-11 years old

- Class 01** Outdoor, birdhouses & feeders, mailbox, etc.
Class 02 Small Woodworking (smaller than a bread box)
Class 03 Furniture, shelving, table, chair, cupboard, etc.
Class 04 Wood Burning
Class 05 Carving (animals, humans, autos, etc.)
Class 06 Kits

Division 4202 – Woodworking Ages 12-14 years old

- Class 08** Outdoor, birdhouses & feeders, mailbox, etc.
Class 09 Small Woodworking (smaller than a bread box)
Class 10 Furniture, shelving, table, chair, cupboard, etc.
Class 11 Wood Burning
Class 12 Carving (animals, humans, autos, etc.)
Class 13 Kits

Division 4203 – Woodworking Ages 15 & over

- Class 15** Outdoor, birdhouses & feeders, mailbox, etc.
Class 16 Small Woodworking (smaller than a bread box)
Class 17 Furniture, shelving, table, chair, cupboard, etc.
Class 18 Wood Burning
Class 19 Carving (animals, humans, autos, etc.)
Class 20 Kits

PHOTOGRAPHY

Superintendent:

Linda Thueme (586) 727-1008

Email: lthueme@comcast.net

Judging: Saturday at 10 a.m., with interview

Location: Still Exhibit Barn

Project Set Up: Friday at 6:30 p.m.

Check in Time: Saturday at 10 a.m.

Check out Time: Saturday 7-8 p.m. or Sunday 8-9 a.m.

Premiums: A=\$4; B=\$2; C=No premiums.

Project Requirements:

1. POSTER BOARD ONLY. No foam board and no writing on pictures or boards. Cut poster board to the size listed below.
2. All exhibitors will exhibit by age group.
3. All poster boards should have entry tag attached on FRONT with string **at the top**.
4. Type of camera, phone and/or lens MUST be noted on back of board or entry tag.
5. Select division and class numbers which correspond with the type of photography project you are taking.
6. Digital prints may be cropped.
7. Photographs displayed on one board must be all black & white or all colored. No mixing of photographs.
8. One entry per class.

PLAIN WHITE OR BLACK POSTER BOARD 16"x20"
PRINT MUST BE STANDARD SIZE 3.5X5" OR 4"X6".

ALL BLACK & WHITE PHOTOS OR ALL COLOR PHOTOS, NO MIXING OF PHOTOS

Division 4301 – Print **Ages 8-10 years old**

- Class 01** 5 unrelated photos
Class 02 5 photos of a related series of events
Class 03 5 edited/enhanced related series of photos

Ages 11-13 years old

- Class 04** 5 unrelated photos
Class 05 5 photos of a related series of events
Class 06 5 edited/enhanced related series of photos

Ages 14 & over

- Class 07** 5 unrelated photos
Class 08 5 photos of a related series of events
Class 09 5 edited/enhanced related series of photos

Requirements for Enlargements

1. Enlargements entered (black & white, or color) must be 8"x10" in size.
2. All enlargements must be glued on plain black or white board. Please fasten securely with dry mounting or

PHOTOGRAPHY CONTINUED

rubber cement. Place your 8x10 photo on poster board and cut a 1-inch border around all four sides of photo.

- Each exhibitor may enter only one print in each of the classes listed below or a total of five prints maximum.

Division 4302 - Enlargements

Ages 8-10 years old

- Class 10** Landscape, black & white or color print
- Class 11** People, black & white or color print
- Class 12** Still Life, black & white or color print
- Class 13** Pets & Animals, black & white or color print
- Class 14** Portraits, black & white or color print
- Class 16** Photo of Fair, black & white or color print

Ages 11-13 years

- Class 17** Landscape, black & white or color print
- Class 18** People, black & white or color print
- Class 19** Still Life, black & white or color print
- Class 20** Pets & Animals, black & white or color print
- Class 21** Portraits, black & white or color print
- Class 23** Photo of Fair, black & white or color print

Ages 14 & over

- Class 24** Landscape, black & white or color print
- Class 25** People, black & white or color print
- Class 26** Still Life, black & white or color print
- Class 27** Pets & Animals, black & white or color print
- Class 28** Portraits, black & white or color print
- Class 30** Photo of Fair, black & white or color print

Division 4304 – Digitally Edited Enlargements

- Class 34** Edited/Enhanced B&W or color, 8-10 yrs. old
- Class 35** Edited/Enhanced B&W or color, 11-13 yrs. old
- Class 36** Edited/Enhanced B&W or color, 14 yrs. & over

Division 4303 – Digital Scrapbooking

Create a scrapbook on your computer by scanning photos or using digital photos. Use a computer graphics or purchased program or one of the online software programs such as Snapfish, Shutterfly, etc. Must include graphic design & journaling to tell a story. Minimum of 10 pages. Must be a hard cover book or display with page protectors in a hard cover three-ring binder.

- Class 31** Digital Scrapbooking, Ages 8-10 years old
- Class 32** Digital Scrapbooking, Ages 11-13 years old
- Class 33** Digital Scrapbooking, Ages 14 years and over

CREATIVE WRITING

Superintendent:

Bonnie Kalmar (810) 531-2730

Judging: Monday at 2:30 p.m., with interview

Location: Still Exhibit Barn

Project Set Up: Friday at 6:30 p.m.

Check in Time: Upload projects by Friday, July 15, or drop off at Fair Office in Goodells County Park by same date.

Check out Time: Saturday 7-8 p.m. or Sunday 8-9 a.m.

Premiums: A=\$4; B=\$2; C=No premiums.

Upload Online: Exhibits must be uploaded at the link found on the Home Page of the fair website at:

www.stclaircounty4hfair.org no later than July 15.

Project Requirements:

- All writing compositions must be final, original works.
- ALL ENTRIES ARE DUE FRIDAY, JULY 15th UPLOADED OR IF YOU'RE NOT ABLE DROPPED OFF AT FAIR OFFICE AT GOODILLS COUNTY PARK TO REVIEW PRIOR TO JUDGING.**
- All stories are not to be over 4 typed pages, with a minimum font size of 12 pt. (final draft) Written (printed) book format also acceptable.
- All writings should be brought to interview in a folder with entry tag on front indicating your name and class. Without folder grade will be lowered one grade.
- Creative Writing is judged only on the content of the story or poem, not on the covers. However, all writings should be neat and readable.
- If an exhibitor fails to turn in entry by due date, they will be able to submit their entry in person on Monday, go through an interview; however, no premium will be paid but a rating ribbon will be awarded. Exhibitor will be ineligible for Grand, Reserve and Honorable Mention.
- One entry per class.

Division 4401 – Creative Writing, Ages 8-10 years old

- Class 01** Poem (Submit 1 poem only)
- Class 02** Short Story Non-Fiction and News Feature
- Class 03** Biography
- Class 04** Journal/Narrative
- Class 05** Other

Division 4402 – Creative Writing, Ages 11-13 years old

- Class 07** Poem (Submit 1 poem only)
- Class 08** Short Story Non-Fiction and News Feature
- Class 09** Biography
- Class 10** Journal/Narrative
- Class 11** Other

CREATIVE WRITING CONTINUED

Division 4403 – Creative Writing, Ages 14 & over

- Class 12** Poem (Submit 1 poem only)
Class 13 Short Story Non-Fiction and News Feature
Class 14 Biography
Class 15 Journal/Narrative
Class 16 Other

Division 4404 – Literacy: Exploring through Books

Project Requirements:

“Exploring through Books Report Form” sheet required along with poster, diorama or book report. Form is available online under Miscellaneous Forms. Exhibitors may do a poster, assemble a diorama or book report.

Poster: Exhibit a poster about one favorite book (may be a specific book in a series, but not the entire series of books) including a summary. Summary should be legible, no larger than 8.5x11” and attached to the front of the poster. Name of the author should be included in your summary sheet. Summary may include your favorite part or short description of character, plot, etc.

Diorama: Assemble a miniature structure from your favorite scene of a book. Exhibit not to exceed 12x18”. Summary no longer than 8.5x11” and legible, and attached to your exhibit in a plastic sleeve outside the display. Name of the author should be included in your summary. Cover the display securely. No perishables or food allowed.

Book Report: Should include name of author, title, plot summary (sample=The plot of I Married a Sea Captain, by Monica Hubbard, is interesting because it gives the reader a realistic sense of what it was like to be the wife of a whaling captain and live on Nantucket during the 19th Century), brief description of characters, whole report should not be more than two 8.5x11” pages.

- Class 01** Literacy, Ages 8-10 years old
Class 02 Literacy, Ages 11-13 years old
Class 03 Literacy, Ages 14 & over

COLLECTIONS

Superintendent:

Kylie Veldman (810) 304-3811

Judging: Saturday at 1 p.m., with interview

Location: Still Exhibit Barn

Project Set Up: Friday at 6:30 p.m.

Check in Time: Saturday at 1 p.m.

Check out Time: Saturday 7-8 p.m. or Sunday 8-9 a.m.

Premiums: A=\$4; B=\$2; C=No premiums.

Project Requirements:

1. More than one entry may be made, but only one entry per class.
2. Collection Report form is required, which may be obtained from the 4-H office, the Fair Office or on the website.
3. Do not set up any collection prior to judging.

Division 4501 – Collections, Ages 8-11 years old


- Class 01** Collectible cards, stamps & coins
Class 02 Buttons, pins, keys, matches, pencils & stickers
Class 03 Miniature cars & trucks, miniatures, models
Class 04 Other

Division 4502 – Collections, Ages 12-14 years old

- Class 06** Collectible cards, stamps & coins
Class 07 Buttons, pins, keys, matches, pencils & stickers
Class 08 Miniature cars & trucks, miniatures, models
Class 09 Other

Division 4503 – Collections, Ages 15 & over

- Class 11** Collectible cards, stamps & coins
Class 12 Buttons, pins, keys, matches, pencils & stickers
Class 13 Miniature cars & trucks, miniatures, models
Class 14 Other



CAKE DECORATING

Superintendent:

Becca Graebert (810) 278-0174

Judging: Saturday at 9 a.m., with interview

Location: Still Exhibit Barn

Project Set Up: Friday at 6:30 p.m.

Check in Time: Saturday at 9 a.m.

Check out Time: Saturday 7-8 p.m. or Sunday 8-9 a.m.

Premiums: A=\$4; B=\$2; C=No premiums.

Project Requirements:

1. Decorated cakes to be set up by divisions before judging. Judges will go to the cakes.
2. Cakes may be made from a mix.
3. Decorated cakes must be made of all edible decorations except for wedding cakes which may have plastic or other material for their dividers and top ornaments. Decorated cakes and gingerbread houses are to be exhibited on a board covered with foil. No candy, sugar on decorated cakes, unless homemade. No crackers. Frosting must be homemade unless class allows for non-edibles or purchased items.
4. Boards should not exceed 2 inches beyond cake.
5. Gingerbread/Confection may use store bought candy.
6. Cakes using more than one layer may use hidden supports.
7. All decorated confections must be on a board.

Division 4601 – Cake Decorating, Ages 8-11 years old

- Class 01** Cut-out cakes
- Class 02** Decorated cake
- Class 03** Form pan cake
- Class 04** Decorated confections, candy, gingerbread, etc.
- Class 05** Wedding cake
- Class 06** Fondant cake
- Class 07** Decorated cupcakes
- Class 08** Decorated cookies, 3 decorated cookies
- Class 09** Educational Display
- Class 10** Decorated cake w\ non-edible, purchased candy

Division 4602 – Cake Decorating, Ages 12-14 years old

- Class 11** Cut-out cakes
- Class 12** Decorated cake
- Class 13** Form pan cake
- Class 14** Decorated confections, candy, gingerbread, etc.
- Class 15** Wedding cake
- Class 16** Fondant cake
- Class 17** Decorated cupcakes
- Class 18** Decorated cookies, 3 decorated cookies

Class 19 Educational Display

Class 20 Decorated cake w\ non-edible, purchased candy

Division 4603 – Cake Decorating, Ages 15 and over

- Class 21** Cut-out cakes
- Class 22** Decorated cake
- Class 23** Form pan cake
- Class 24** Decorated confections, candy, gingerbread, etc.
- Class 25** Wedding cake
- Class 26** Fondant cake
- Class 27** Decorated cupcakes
- Class 28** Decorated cookies, 3 decorated cookies
- Class 29** Educational Display
- Class 30** Decorated cake w\ non-edible, purchased candy

FOOD PREPARATION

Superintendent:

Jennifer Niebauer (586) 557-3819

Email: kevjen70_5@comcast.net

Judging: Monday from 1 p.m. to 2:30 p.m., with interview

Location: Still Exhibit Barn

Project Set Up: Friday at 6:30 p.m.

Check in Time: Monday at 1 p.m.

Check out Time: Saturday 7-8 p.m. or Sunday 8-9 a.m.

Premiums: A=\$4; B=\$2; C=No premiums.

Project Requirements:

1. All exhibits will be destroyed at the fairgrounds.
2. More than one entry may be made, but only one entry per class.
3. All food exhibits must be brought in on a firm disposable plate and must be covered, PLUS one individually wrapped for the judge. Place food in re-sealable plastic bag if possible.
4. Any exhibit which requires refrigeration such as cream cheese, custards, etc. will not be permitted.
5. All recipes must be from scratch – no mixes or can pie filling.
6. All exhibits should have a copy of the recipe on 3"x5" card.
7. Exhibits of whole cakes, breads, cobblers and pies will have a piece taken for display, unless Grand, Reserve or Honorable Mention awarded. Then the whole cake, bread or pie will be displayed.
8. Any product that may be sticky on the bottom may be put on cardboard covered in foil before putting food product on it.

FOOD PREPARATION CONTINUED

9. Exhibitors will be judged on first-come, first-serve basis. They will follow the directions of the line clerk as to when to approach the next available judge.
10. The panel of judges will interview exhibitors as they come, not per class.
11. Exhibitors will bring all baked goods, and be interviewed for all items by the same judge.
12. Interviews will take place any time from 1 p.m. until 2:30 p.m. No exhibitors will be allowed in line after 2:30 p.m.
13. Exhibitors may go to the Still Exhibit Barn to seek results of their projects after 5 p.m. or sooner if judging is completed.
14. Exhibitor should have exhibitor tag filled out and attached to the plate with project.

Division 4701 – Dropped Cookies

- Class 01** Dropped & shaped cookies, Ages 8-11 yrs. old
Class 02 Dropped & shaped cookies, Ages 12-13 yrs. old
Class 03 Dropped & shaped cookies, Ages 14 & over
Exhibit 3 in each class on disposable container & 1 wrapped separately for the judge.

Division 4702 – Bar Cookies

- Class 04** Bar cookies, Ages 8-11 yrs. old
Class 05 Bar cookies, Ages 12-13 yrs. old
Class 06 Bar cookies, Ages 14 & over
Exhibit 3 in each class on disposable container & 1 wrapped separately for the judge.

Division 4703 - Cakes

- Class 07** Three cake squares, unfrosted*
Class 08 Three plain unfrosted cupcakes*
Class 09 Three frosted cupcakes*
Class 10 Cakes
*Cupcake papers allowed

Division 4704 – Quick Breads

- Class 11** Quick Bread, enter loaf*
Class 12 Muffins, exhibit 3
*Loaves no less than 4"x 6". No mixes. Do not use bread machine.

Division 4705 – Yeast Breads

- Class 13** Yeast Bread, entire loaf*
Class 14 Dinner rolls, exhibit 3
*Loaves no less than 4"x 6". No mixes. Do not use bread machine.

Division 4706 – Sweet Rolls, Doughnuts, Coffee Cakes

- Class 15** Sweet rolls, exhibit 3

- Class 16** Doughnuts, exhibit 3
Class 17 Coffee cake (bring whole cake)

Division 4707 – Gluten Free

- Class 18** Gluten Free, 8-12 yrs. old
Class 19 Gluten Free, 13 years & over

Division 4708 – Pies & Cobbler

- Class 20** Fruit pies (bring whole pie)
Class 21 Fruit tarts, 3 sm. tarts, bring another 1 wrapped
Class 22 Fruit cobbler, bring whole cobbler

Division 4709 – Fudge & Candy

- Class 23** Fudge*
Class 24 Candy, molded, chocolate., caramels, confections
*Exhibit 3 or one large bar, plus one individually wrapped for the judge.

Division 4710 – Dairy Foods

- Class 01** Poster, 22"x 28", 8-12 yrs. old
Class 02 Display (table top) 8-12 years old
Class 03 Action Display, 5-10 min demo, 8-12 yrs. old
Class 04 Notebook, 8-12 years old
Class 05 Poster, 22"x 28", 13 years & over
Class 06 Display (table top) 13 years & over
Class 07 Action Display, 5-10 min demo, 13 & over
Class 08 Notebook, 13 years & over

Division 4711 – Meal Planning

A meal plan for 1-3 days, providing all nutrients in required amounts and proportions, i.e., adequate nutrition. Poster (22"x 28"). Meal plan should include all the basic food groups, using color and textures and flavors. Show a wise use of money by including a budget for each meal.

- Class 10** Meal planning, Ages 8-11 years old
Class 11 Meal planning, Ages 12-13 years old
Class 12 Meal planning, Ages 14 & over

Division 4712 – Main Dishes & Meats

Includes casseroles, soups, stews, etc. Bring dish prepared at proper temperature & bring photo for exhibition.

- Class 13** Main dishes & meats, Ages 8-11 years old
Class 14 Main dishes & meats, Ages 12-13 years old
Class 15 Main dishes & meats, Ages 14 & over

FOOD PRESERVATION

Superintendent:

Sandy Schott (810) 334-5666

Judging: Saturday at 1 p.m., with interview

Location: Still Exhibit Barn

Project Set Up: Friday at 6:30 p.m.

Check in Time: Saturday at 1 p.m.

Check out Time: Saturday 7-8 p.m. or Sunday 8-9 a.m.

Premiums: A=\$4; B=\$2; C=No premiums.

Project Requirements:

1. Each jar should be labeled as follows: Product, Name, Address, Age, Division, Class, Contents, Date & Recipe.
2. Exhibits should be in pint or quart jar. Any size decorative jar for food gift in a jar ONLY.
3. Select division and class numbers that correspond with your exhibit.
4. The "ACTION" exhibit may be an educational display (i.e., use of poster 14"x 22", props, etc.) or an actual exhibit of the finished product used in such a way that the exhibitor can actually show and explain what he or she has "done" and "learned". The "ACTION" exhibit is different from a demonstration as it would emphasize showing WHAT rather than HOW. This doesn't mean that the HOW would not be included, the primary objection would be to make the audience aware of WHAT the exhibitor has been doing and learning.
5. If displaying jars in a basket, please limit the height to no more than 11" tall.

Division 4801 – Action Exhibit - Freezing

An educational exhibit explaining some phase of freezing foods (method, equipment used, wrap, container, etc.) If notebooks or workbooks are used, they must be accompanied by a poster or other descriptive items.

- Class 01** Action exhibit freezing, Ages 8-11 years old
Class 02 Action exhibit freezing, Ages 12-13 years old
Class 03 Action exhibit freezing, Ages 14 & over

Division 4802 – Action Exhibit/Preservation

An educational exhibit explaining the process of food preservation (such as canning, drying or other).

- Class 05** Action exhibit preservation, Ages 8-11 years old
Class 06 Action exhibit preservation, Ages 12-13 years old
Class 07 Action exhibit preservation, Ages 14 & over

Division 4803 - Canning

- Class 09** Three jars, 3 kinds of fruit
Class 10 Three jars, 3 kinds of tomatoes*
Class 11 Three jars, each of different product
Class 12 Pickles, 3 jars, each of different kind

Class 13 Jam, jelly or preserves, 3 jars, 3 different fruits**

Class 14 Three jars, 3 different vegetables

*Includes tomato juice and can use canned goods from fall.

**Different size jelly jars are acceptable in this class.

"A pressure cooker should be used where applicable, refer to current Ball Blue Book for guidelines."

Division 4804 – Food Gifts in a Jar

Class 15 Desserts (cookies, cakes, etc.)

Class 16 Soups

Class 17 Other

Please attach a copy of the recipe on a 3x5 index card or a piece of paper.

Division 4805 – Dehydrated Food

Class 18 Dehydrated foods, Ages 8-11 years old

Class 19 Dehydrated foods, Ages 12-13 years old

Class 20 Dehydrated foods, Ages 14 & over

SEWING & NEEDLEWORK

Superintendent:

Kim Riley (989) 213-2225

Judging: Monday, at 9:30 a.m., with interview

Location: Still Exhibit Barn

Project Set Up: Friday at 6:30 p.m.

Check in Time: Monday at 9:30 a.m.

Check out Time: Saturday 7-8 p.m. or Sunday 8-9 a.m.

Premiums: A=\$4; B=\$2; C=No premiums.

Project Requirements:

1. All clothing must be clean and pressed.
2. May exhibit one project in each division.
3. It is recommended that sewers should not wear their garments prior to exhibit.
Suggested Sewing Projects (Exhibitor learn 1 new skill a year):
Beginner – Any age first year sewer; elastic waists, buttons, hoots and eyes, snaps.
Intermediate – Any age 2nd or 3rd year sewer; zippers, buttons and buttonholes.
Advanced – Any age 4 years or more experience sewing; matching plaids, stripes, nap or lining.
Example of sewn clothing exhibits can include apron, skirt (cotton blend or synthetic), blouse or skirt, shorts or slacks with elastic waist, fitted slacks with zipper, sleeveless dress, jumper, dress with sleeves, two-piece dress, jacket, jumpsuit or bib overall, pajamas, nightgown, housecoat, beachwear, leisure wear, formal or party wear, outerwear.

SEWING & NEEDLEWORK CONTINUED

Division 5001 – Wearable Article, Outfit or Ensemble

- Class 01** Beginner
Class 02 Intermediate
Class 03 Advanced

Division 5002 – Non-Wearable

Such as quilts, pillows, latch hook, embroidery, crewel, candlewick, wall hangings. Quilts can be a miniature quilt, quilted picture or pillow, baby quilt, patchwork quilt.

- Class 04** Beginner
Class 05 Intermediate
Class 06 Advanced

Division 5003 – Kits

- Class 07** Any kit or pre-printed panel

Division 5004 – Creative Stitchery Class

- Class 08** Hand stitched
Class 09 Machine stitched

Division 5005 – Knitting & Crocheting

- Class 10** Knitting, 8 years & over
Class 11 Crocheting, 8 years & over

PUBLIC SPEAKING & DEMONSTRATION

Superintendent:

Diana Dove (810) 325-1117

Judging: Tuesday at 10 a.m., with presentation

Location: Still Exhibit Barn

Project Set Up: Friday at 6:30 p.m.

Check in Time: Tuesday at 9:30 a.m.

Check out Time: Saturday 7-8 p.m. or Sunday 8-9 a.m.

Premiums: A=\$4; B=\$2; C=No premiums.

Project Requirements:

1. Participants can present any topic, but cannot enter with the same presentation used in other areas.
2. Rules and scoring will be based on state level. Guidelines available from 4-H Extension office.
3. All exhibitors should meet with superintendent at 9:30 a.m. to sign in. Copy of speech must be turned in at that time. Exhibitors will prepare an outline or copy of speech for the judge. Copy or outline of speech should

be in a folder with entry tag on front indicating your name and class.

4. Only one entry per class.
5. Equipment available: podium, tables, electrical outlet. Additional equipment must be provided by exhibitor.
6. Team Demonstrations receive no premiums.

Division 5101 – Public Speaking & Demonstration

- Class 01** Public Speaking (7-10 minutes), 15 yrs. & over
Class 02 Demonstration (9-12 minutes), 15 yrs. & over
Class 03 Team Demonstration (10-12 min) 15 years & over
Class 05 Public Speaking (5-7 minutes), 12-14 yrs. old
Class 06 Demonstration (6-9 minutes), 12-14 yrs. old
Class 07 Team Demonstration (8-10 min), 12-14 yrs. old
Class 09 Public Speaking (3-5 minutes), 8-11 years old
Class 10 Demonstration (4-6 minutes), 8-11 years old
Class 11 Team Demonstration (6-8 minutes), 8-11 yrs. old

TEEN LEADERSHIP

Superintendent:

Betty Simpson (810) 985-8010

Judging: Monday, at 10a.m., with interview

Location: Still Exhibit Barn

Project Set Up: Friday at 6:30 p.m.

Check in Time: Monday at 10 a.m.

Check out Time: Saturday 7-8 p.m. or Sunday 8-9 a.m.

Premiums: A=\$4; B=\$2; C=No premiums.

Grand Champion Teen Leadership: Trophy & \$50

Reserve Champion Teen Leader: Trophy & \$25

Project Requirements:

1. Report forms must be brought on Sunday to the Fair Office in the Community Building. Forms are available at the Fair Office, the 4-H Extension office or online.
2. Selection division and class numbers which correspond with your project year. Pictures are welcomed (with labels as to what, when, where and why).
3. Exhibitors may use State Award portfolio in lieu of report form.
4. May use PowerPoint presentation during interview for pictures. Must indicate this use on report form.

Division 5201 – Leadership & Personal Service

- Class 01** Leadership/Personal Service, Ages 11-13 yrs. old
Class 02 Leadership/Personal Service, Ages 14 yrs. & over
Leadership form available online at fair website.

TEEN LEADERSHIP CONTINUED

Division 5202 – Community Service

Class 04 Club Community Service

Class 05 Individual Community Service

Leadership form available online at fair website.

Division 5203 – Achievement

This division is designed for exhibitors to highlight in any form they choose their accomplishments in school, church, community, any other organization and their 4-H club

Class 07 Achievement, Ages 11-13 yrs. old

Class 08 Achievement, Ages 14 yrs. & older

Achievement form available online at fair website.

Division 5204 – Citizenship

This division is designed for exhibitors to highlight their civil involvement in the community through attendance at local meetings or taking on a role in their community or another organization.

Class 09 Citizenship, Ages 8-12 years old

Class 10 Citizenship, Ages 13-15 years old

Class 11 Citizenship, Ages 16-19 years old

Class 12 Citizenship, Group or club

Citizenship form available online at fair website.

Division 5205 – Individual Records

Class 13 Secretary's Book

Class 14 Treasurer's Book

Class 15 Historian's Book

Class 16 Personal Record Book*

Class 17 Livestock Record Book*

Class 18 State Award Book

*Members record book required. Available from 4-H Extension office.

Division 5206 – 4-H Promotion

Display a 36"x 48" 3-sided poster with your 4-H promotional material that you could use in reaching out to the community about 4-H. Part of your display may include a 4-H promotional brochure, 4-H memes, Tiktok, what does sportsmanship mean to you, examples of what 4-H is and what areas it covers. Be creative and expressive.

Class 19 4-H Promotion, Ages 8-12 years old

Class 20 4-H Promotion, Ages 13-15 years old

Class 21 4-H Promotion, Ages 16 & over

HOME & FAMILY DEVELOPMENT

Superintendent:

Terri Dobbyn (810) 357-9974

Email: terridobbyn@gmail.com

Judging: Saturday at 3 p.m., with interview

Location: Still Exhibit Barn

Project Set Up: Friday at 6:30 p.m.

Check in Time: Saturday at 3 p.m.

Check out Time: Saturday 7-8 p.m. or Sunday 8-9 a.m.

Premiums: A=\$4; B=\$2; C=No premiums.

Project Requirements:

1. Exhibitors should bring project at time of judging.
Projects must remain in place until time of release.
2. If entering as a club, club must enter online as a club.

Division 5401 – Landscape Design

Show a poster including a sketch or photograph of the front of a house. Design the landscape around that picture explaining what trees, shrubs and flowers you would use to complement the home and why. Display no bigger than 22"x 28".

Class 01 Landscape using flowers, trees, etc., Ages 8-11

Class 02 Landscape using flowers, trees, etc., Ages 12-13

Class 03 Landscape using flowers, trees, etc., 14 & over

Show a poster detailing a certain size of vegetable plot. What vegetables would you plan and why? Would there be considerations as to which plants should or should not be planted next to each other? How much space does each require?

Class 04 Landscape using vegetables, Ages 8-11

Class 05 Landscape using vegetables, Ages 12-13

Class 06 Landscape using vegetables, Ages 14 & up

Division 5402 – The Family

Using a combination of poster, pictures and other items tell us about an aspect of family life that you feel is important. Examples could be the use of rules, babysitting, home safety, first aid or chores. Educational poster and/or booklet

Class 08 Living in a Family

Class 09 Toddler & Preschooler

Class 10 When you Take Care of Children

Class 11 Living with Myself and Others

Class 12 Dating, Marriage or Family Life

Division 5403 – Home Design or Decorating

Class 14 Beginning Color, Ages 8-11 years old*

Class 15 Table setting, Ages 8-11**

Class 16 Decorative Arrangement, Ages 8-11

- Class 17** Home Improvement Project, Ages 8-11***
Class 18 Refinished piece of furniture/accessory, Age 8-11
Class 19 Room decorating or design, Ages 8-11
Class 20 Home decorating, photos, Ages 8-11
Class 21 Beginning Color, Age 12 & over*
Class 22 Table setting, Ages 12 & over**
Class 23 Decorative Arrangement, Age 12 & over
Class 24 Home Improvement Project, Age 12 & over***
Class 25 Refinished piece of furniture, Age 12 & over
Class 26 Room decorating or design, Age 12 & over
Class 27 Home decorating, photos, Age 12 & over

*Beginning Color – Table cover with single dish.

**Table Setting – Photo spread with captions. Exhibitor should plan a coordinated, economical table setting for one person including menu around a selected theme. Include table covering, placemat, dinnerware, stemware, flatware, centerpiece. Menu should include basic food groups.

***Home Improvement – Through photos and captions, illustrate your home improvement project.

Division 5404 – Upcycle/Recycle Furniture or Decor

Did you see the great decorating potential in an old piece of furniture or a pile of pallet wood? Do you see the different colors or finishes that could make them a great piece of décor? Exhibit it at the fair, include before and after pictures.

- Class 29** Upcycle/Recycle Furniture, Ages 8-11 yrs. old
Class 30 Upcycle/Recycle Furniture, Age 12 & over

Division 5405 – Party Planning/Gift Wrap

Ever thought that you could plan the best party? The colors, the food, the decorations, etc. if so, put together a poster showing us all of your great ideas. Is your talent gift wrapping? Bring your most beautiful gift box wrapped or a very unique way of wrapping it.

- Class 31** Party Planning/Gift Wrap, Ages 8-11 yrs. old
Class 32 Party Planning/Gift Wrap, Age 12 & over



FOLK PATTERN

Superintendent:

Veronica Dupuis (586) 405-3103

Judging: Monday at 10 a.m., with interview

Location: Still Exhibit Barn

Project Set Up: Friday at 6:30 p.m.

Check in Time: Monday at 10 a.m.

Check out Time: Saturday 7-8 p.m. or Sunday 8-9 a.m.

Premiums: A=\$4; B=\$2; C=No premiums.

Project Requirements:

1. A protective see-through covering is recommended during fair week for items that may get soiled.
2. Select a class that corresponds with your project.
3. If entering as a club, must fill out online entry as a club.
4. A project notebook will be required for each exhibit. Judging will be conducted by the number of years in project area.
1st Year Project
2nd & 3rd Year Project
4 or more years in Project
Report Form available at Fair Office, 4-H Extension office or fair website.

Division 5501 – Individual Exhibits

- Class 01** Folk Skills/Crafts
Class 02 Family Folklore (genealogy)
Class 03 Food ways (customs of food production)*
Class 04 Photography (historical sites, craftsmanship)**
Class 05 Documented interview
Class 06 Historical clothing
Class 07 Heritage Gardening
Class 08 Heritage Artifacts/Collections
Class 09 Community Folklore
Class 10 Folk Games & Toys
Class 11 Livestock/Animal Lore
Class 12 Architecture/Buildings/Shelters
Class 13 Hunting/Fishing/Trapping Lore
Class 14 Indian Lore
Class 15 Ethnic Celebrations
Class 16 Occupational Traditions
Class 17 Folk Medicine
Class 18 Any other not listed above
Class 19 Careers in Agriculture

*Food ways (customs of food production, preservation, preparation, preservation, marketing and folklore)

**Photography (historical sites, craftsmanship, events/festivals in your community)

PASSPORT TO UNDERSTANDING

Superintendent:

Lindsey Uppleger (810) 305-1026

Judging: Monday at 1 p.m., with interview

Location: Still Exhibit Barn

Project Set Up: Friday at 6:30 p.m.

Check in Time: Monday at 1 p.m.

Check out Time: Saturday 7-8 p.m. or Sunday 8-9 a.m.

Premiums: A=\$4; B=\$2; C=No premiums.

Project Requirements:

1. All family tree projects to be shown on small poster board for security. Make sure all photos and articles are firmly secured on boards. Do not leave valuable items on premises.
2. If more than five per division, classes may be divided into age groups; 8-11, 12-13 and 14 & over.

Division 5601 – Our Heritage

Class 01 Exhibit items about any state (individual)

Class 02 Exhibit items about any state (club)

Class 03 Tracing your Family Tree

Example: Family trips in any state (places you went & things you've seen and souvenirs). Family reunions (in your family) & how far they traveled to attend.

Division 5602 – International Citizenship

Class 05 Exhibit items or articles/foreign country, ind.

Class 06 Exhibit items or articles/foreign country, group

Example: Foreign exchange students that have stayed at your house. What is their history? Enter your trip to another country, what you saw, how different was it from your country and your ways.

PERFORMING ARTS

Superintendent:

Judging: Monday at 9 a.m., with interview

Location: Still Exhibit Barn

Project Set Up: Friday at 6:30 p.m.

Check in Time: Monday at 9 a.m.

Check out Time: Saturday 7-8 p.m. or Sunday 8-9 a.m.

Premiums: A=\$4; B=\$2; C=No premiums.

Project Requirements:

1. Slots may be limited based on accommodation arrangements. Positions will be filled on a first-come, first-serve basis.

2. Performance times will be no longer than a two-minute performance.
3. This is not a karaoke opportunity.
4. Exhibitors must bring all their musical instruments, cassette player, etc. No equipment is provided.
5. Specify type of performance, i.e., flute or clarinet duet, monologue, drama, ballet, jazz, etc.
6. You must provide an original score of the music for the judge to view during your performance. Rating will reflect failure to provide original.
7. Information to be shared during interview should include a brief description of your experience in the area you are participating in.
8. The manner in which you dress will be a consideration, dress appropriately for the performance.

Division 7801 – Vocal Performing Arts

Class 01 Individual Performance, Ages 8-11 yrs. old

Class 02 Individual Performance, Ages 12-14 yrs. old

Class 03 Individual Performance, Ages 15 & over

Class 04 Group Performance, two or more persons

Division 7802 – Instrumental Performance

Class 05 Individual Performance, Ages 8-11 yrs. old

Class 06 Individual Performance, Ages 12-14 yrs. old

Class 07 Individual Performance, Ages 15 & over

Class 08 Group Performance, two or more persons

Division 7803 – Dance, Drama, Mime, Etc.

Class 09 Individual Performance, Ages 8-11 yrs. old

Class 10 Individual Performance, Ages 12-14 yrs. old

Class 11 Individual Performance, Ages 15 & over

Class 12 Group Performance, two or more persons



SCARECROWS

Superintendent:

Jenn Putney (586) 295-8732

Judging: Saturday at Noon, with interview

Location: Still Exhibit Barn

Project Set Up: Friday at 6:30 p.m.

Check in Time: Saturday at Noon.

Check out Time: Saturday 7-8 p.m. or Sunday 8-9 a.m.

Premiums: A=\$4; B=\$2; C=No premiums.

Project Requirements:

1. All exhibits are to be in place by noon on Saturday.
2. Entry must be between 4 & 5 feet tall (from base to top including any headgear) and between 2 & 3 feet wide, at widest point, and must stand alone on its own base. Guidelines for base construction available from Fair office. (Those entries not meeting the size requirements will be ineligible for placing).
3. Judged on creativity, uniqueness or originality, attractiveness, good use of materials, color, movement & noise of scarecrow.
4. Scarecrows should NOT contain items of value.
5. May be individual, club or group entry. One entry per class.
6. Fair Board reserves the right to display project throughout the fairgrounds. Fair Board accepts no responsibility for damage or loss of project.
7. If entering as a group or club, must sign up online as a club.

Division 5701 - Scarecrow

- Class 01** Ages 8-13 years old
Class 02 Ages 14-19 years old
Class 05 Group/Club, no premium
Class 07 All Ages, best rep. of traditional scarecrow

WINTER ACHIVEMENT

Superintendent:

Megan Tomasek (810) 334-2349

Kim Tomasek (810) 335-9002

Judging: Bring exhibits Monday between 10-11 a.m.

Location: Still Exhibit Barn

Project Set Up: Friday at 6:30 p.m.

Check in Time: Monday at 12:30 p.m.

Check out Time: Saturday 7-8 p.m. or Sunday 8-9 a.m.

Premiums: No premiums.

Project Requirements:

1. All exhibits must have been shown and awarded a Gold Seal/Grand Champion at Winter Achievement.
2. All exhibits must be clean and orderly to be displayed.
3. You must sign in.
4. A protective see-through covering is recommended during fair week for items that may get soiled.
5. Must have name tag and gold ribbon on exhibit.

Division 5801 – Gold Ribbon Projects/Winter Achievement

Class 01 All Winter Achievement Gold Ribbon Projects

SPECIAL 4-H EXPLORATION

Superintendent:

Cherri Morris (810) 334-7332

Judging: Monday starts at 12:30 p.m. until done

Location: Pavilion by Rimrock Crater

Project Set Up: Friday at 6:30 p.m.

Check in Time: Monday at 12:30 p.m.

Check out Time: Saturday 7-8 p.m. or Sunday 8-9 a.m.

Premiums: No premiums.

Founders of the Club in 1997: Linda Liverance & Dawn Recker

Project Requirements:

1. Judging will be by appointment only. The interview will last for approximately 10-15 minutes.
2. Parent, guardian or worker must be present at the time of judging.
3. Projects will be displayed in the Still Exhibit Building for the entire duration of fair.
4. Projects to be brought in the day of judging.
5. All projects must remain on fairgrounds until check out time with the exception of small animals. Projects will be picked up by the superintendents and returned to the exhibitor at a later time.
6. Small animals will be judged and taken home the same day. Exhibitor must have animals under control at all times on fairgrounds. Animals must be leashed, caged, etc.
7. Older exhibits (20+) must show all projects at the pavilion by Rimrock Crater.

Division 6101 – Special Exploration

Class 01 Special Exploration

CLOVER SPROUTS

Superintendent:

Melanie Heitz (810) 300-3697

Email: heitzm01@gmail.com

Judging: Monday at 9 a.m., with interview

Location: Still Exhibit Barn

Project Set Up: Friday at 6:30 p.m.

Check in Time: Monday at 9 a.m.

Check out Time: Saturday 7-8 p.m. or Sunday 8-9 a.m.

Premiums: No premiums.

Project Requirements:

1. Youth between 4-H ages of 5-7 can enter in the fair as Clover Sprouts.
2. Clover Sprout livestock will not be sold at auction.
3. No premiums awarded. Participation ribbons will be awarded.
4. Children with multiple still exhibit projects will be judged by 1 person in a very relaxed interview. All projects will be judged at this time.
5. Parents are encouraged to be supportive; however, the interview is with the child only.
6. Project limited to 3 in still exhibit barn.
7. Due to lack of display space, please no larger than a half sheet of poster board for posters.
8. Collections exhibited should be by photograph exhibit only.
9. Any project record books or posters should be brought to your interview.
10. Clover Sprouts may exhibit livestock per the project guidelines. See individual project areas for information. CLOVER SPROUT LIVESTOCK ARE EXHIBITION ONLY, NON-COMPETITIVE, AND NO SALE ON LIVESTOCK.
11. Clover Sprouts are to sign up for livestock projects under each livestock area. Clover Sprouts may use their own livestock (poultry, rabbits, sheep, prospect beef, veal, goats, dairy, llamas, dogs, cats, horses, walking fleece), or exhibitors may borrow livestock in those project areas in order to exhibit. Livestock cannot weigh over 600 lbs.
12. Clover Sprouts exhibiting livestock must be accompanied in the livestock exhibition area, make up ring and show ring by a teen exhibitor, 4-H leader or parent.
13. Clover Sprouts may bring their own livestock to the fair, or borrow another exhibitor's livestock in order to exhibit, except swine where Clover Sprouts are not allowed to bring their own hog, but must borrow a hog to exhibit. Please note: There are classes in each livestock project area for exhibition WITH BRING YOUR ANIMAL and exhibition BORROWING AN ANIMAL. If you are borrowing an animal that is already being exhibited at the fair this is BORROWING AN ANIMAL. If the Clover Sprout is bringing an animal for that project area, this is

BRINGING AN ANIMAL. This distinction is for pen/cage numbers.

14. Check each livestock area for specifics on set up, check in, judging times. Clover Sprouts must abide by all livestock guidelines and feeding times.
15. Clover Sprouts do not have to tag or weigh in their livestock on designated dates.

Division 6001 – Clover Sprouts Still Exhibits

Class 900 Clover Sprouts, Still Exhibits, Ages 5-7 years old

BEAUTIFY THE FAIRGROUNDS

Superintendent:

Debbie Shinavier (810) 841-8902

Judging: Monday at 8 a.m.

Location: Around the Fairgrounds

Project Set Up: by Monday at 8 a.m.

Check in Time: By Monday at 8 a.m.

Check out Time: Saturday 7-8 p.m. or Sunday 8-9 a.m.

Premiums: 1st=\$20; 2nd=\$15; 3rd=\$10

Project Requirements:

1. Open to all 4-H clubs and individuals in the county.
2. Placement of display is on a first-come, first-serve basis. Entry forms are due in the Fair Office by 8 a.m. on Monday and must clearly define the display's location and map provided.
3. Displays to remain in place from 8 a.m. Monday through 10 p.m. on Saturday. Displays may be set up as early as Saturday prior to the fair, after 6 p.m.
4. Award winners will be announced during Opening Ceremonies on Monday.
5. Clubs must fill out an online entry form to receive Award.
6. Exhibitor(s) are responsible for maintaining their display the week of fair.

Judging Criteria:

- Container complimentary to the location it is placed.
- Flowers and plant containers must be fresh, healthy and complimentary to display and location.
- Overall appearance of entry.

Division 7501 – Interactive Display

These displays will provide an opportunity for fair visitors to interact with your display. For example: Photo ops, seating areas, etc.

Class 01 4-H Club or Group

Class 02 Individual

BEAUTIFY THE FAIRGROUNDS CONTINUED

Division 7502 – Non-Interactive Display

These displays will compliment an area of the fairgrounds. These are standing displays that are non-interactive to the public. For example: plants and flowering container gardens, displays made from “upcycled” or repurposed materials, etc.

Class 04 4-H Club or Group

Class 05 Individual

ENTRY FORM AND MAP AVAILABLE ON FAIR WEBSITE

BILLBOARD CONTEST

Superintendent:

Barb Hurley (810) 327-2630

Email: barbmc29@yahoo.com

Judging: July

Location: Around the Region

Project Set Up: by July 1

Entry Deadline: July 1 by 4 p.m.

Check out Time: Must be taken 2 weeks after fair

Premiums: 1st=\$75; 2nd=\$60; 3rd=\$50; 4th=\$40; 5th=\$30

All other Billboards: \$20, All re-hangs \$10

Each group may enter up to 4 NEW billboards.

Project Requirements:

1. Billboards must be at least 3’ x 5’ but are encouraged to be larger.
2. Billboards must be made of a permanent material such as plywood, paint, etc.
3. Billboard advertising the fair must include **NAME OF THE FAIR, DATES AND LOCATION OF THE FAIR.**
4. Billboard advertising the livestock sale must include **NAME OF THE EVENT, THE DATE AND LOCATION OF THE EVENT.**
5. Billboards must be posted in a prominent location in the county, and very visible by passing cars, by July 1st. They must be positioned at least 33 feet from the of the road, on private property, per the SCC Road Commission. Billboards must be taken down within two weeks from the close of the fair or award will not be paid.
6. Billboards will be judged on creativity, design and their effectiveness in promoting the fair, i.e., if they are in a location where many people will be able to see them.
7. Clubs need to submit a billboard registration form for new boards. Include one picture of the billboard after it has been posted showing it clearly, and its location, to the fair office by 4 p.m. on July 1st
8. Billboard registration forms are available at the fair office or on the fair website.
9. Winners will be announced at Opening Ceremonies.

10. Billboards from previous years may be used again if they are still in good shape. The dates will need to be changed. Re-hangs only need to be listed on a sheet of paper with the club’s name, location of board and a brief description of the board. NO PICTURE IS NEEDED for re-hangs. A \$10 premium will be paid on each re-hang, but will not be eligible for the placing in the current year’s awards.

11. Clubs entering billboards must fill out an online entry to be paid an Award.

Division 9000 - Billboards

Class 01 Fair Billboard

Class 02 Livestock Billboard

TRASH & RECYCLE BARRELS

Superintendent:

Stacie Hartman (810) 334-4921

Entry Deadline: July 1

Judging: Monday at 10 a.m.

Location: In front of Community Building

Project Set Up: by Monday at 9 a.m.

Check in Time: By Monday at 9 a.m.

Check out Time: Trash Barrels become property of S.C.C.

Parks & Recreation after judging. Recycling barrels property of the club who entered.

Premiums: 1st=\$25; 2nd=\$15; 3rd=\$10

Project Requirements:

1. Clubs may enter as many 55-gallon barrels as they want. Clubs are responsible for obtaining barrels. Barrels may be plastic, but must measure the same diameter at the top as at the bottom. No club names on barrel.
2. Any type of permanent decorating materials (i.e., paint) may be used to decorate the barrel.
3. Trash barrels must have trash bag in it for judging. Trash bags will be handed out with registration number from the office.
4. Barrels must be registered in the fair office and placed in the designated area, and numbered with an official registration number from the office by 9 a.m. on Monday.
5. Award winners will be announced during Opening Ceremonies.
6. No individual premiums will be awarded. Clubs must fill out an online entry form in order to receive an Award.
7. All trash barrels become the property of S.C.C. Parks & Recreation after they are registered for the contest. Recycling barrels are property of the club entering the barrels and encouraged to bring back year after year.
8. Recycling barrels should have a cover, suggesting locking, should encourage only recycle cans and/or bottles.

TRASH & RECYCLE BARRELS CONTINUED

9. Recycling barrels: Clubs must empty barrels throughout the week and can keep and retain proceeds from returnables.
10. Clubs MUST enter online as a club to receive an award.

Division 7701 – Trash Barrel/Recycling Barrel

- Class 01** Trash Barrel
Class 02 Recycling Barrel

FAIR COURT

Superintendent:

Evelyn Weber (810) 434-8961
Email: ekw27@yahoo.com
Nicole Weber (810) 434-3600

Entry Deadline: June 17

Judging: Prior to Fair, TBA

Location: Goodells County Park

See Fair Court Expectations for events.

Premiums: King/Queen=\$50 each, 1st Runner Up = \$25 each;
Court \$10 each.

Fair Court Requirements & Expectations:

1. Applicants must be between the ages of 15 to 19 years old (4-H age).
2. Must be an active youth in the St. Clair County 4-H & Youth Fair and in their community.
3. Must be willing and able to serve as hosts or hostesses throughout fair week by attending daily functions during the duration of the St. Clair County 4-H & Youth Fair. Daily events include, but are not limited to the following: Opening Ceremonies, Auction, Awards Ceremony, Judging of Projects (livestock shows, sweepstakes), public attractions, radio appearances and entertainment tent activities, Crater Events.
4. Fair Court members are expected to display appropriate behavior that represents the SCC 4-H & Youth Fair at all times, be positive role models and follow the 4-H Code of Conduct.

Fair Court Selection Process

1. Interested youth should obtain an application at the Fair office or www.stclaircounty4hfair.org
2. Applications should include up to 3 letters of recommendation, at least one of which should be from a 4-H leader or other adult that has witnessed your involvement in the 4-H Fair.
3. Submitted applications must be dropped off at the Fair Office by June 17 or postmarked by June 14. Mailing address is St. Clair County Agricultural Society, P.O. Box

325, Marysville, MI 48040. Drop off in drop box at 1328 Michigan, Marysville, MI 48040.

4. All applicants will be contacted by superintendent with details of interview sessions that will be held after all applications are reviewed. Date and time TBA.
5. All applicants will have a 5-minute interview with a panel of judges.
6. Scoring on application, letters of recommendation and interview will determine the Fair Court members (up to five girls and 5 boys).
7. An introduction meeting and King/Queen interviews will take place after court is determined, but prior to fair.
8. The King & Queen will be announced at the Open Ceremonies on Monday of Fair.

Division 5901 – Fair Court

- Class 01** Fair King
Class 02 Fair Queen

EXHIBITOR OF THE YEAR

Superintendent:

Crystal Jurczynszyn (810) 441-0852
Email: msuangel24@hotmail.com

Location: Turn in form at Fair Office, Comm. Building

Entry Deadline: Saturday of fair by 9 a.m.

Award: Trophy & \$150 sponsored by St. Clair County 4-H Leaders Council

Guidelines:

1. Must exhibit in at least 5 different project areas.
2. One of those project areas must include an animal project, but all 5 project areas cannot be animal projects. Example: Flowers, Fiber, Photography, Crops & Sheep.
3. No Winter Achievement projects are included towards this award.
4. Team project: Each person will receive ½ of the team points. Example: If a two-person team demonstration in Public Speaking got a grand champion, each person gets 1 ½ points.
5. Exhibitors can only use 3 awards in any given project in accumulating points. Example: An exhibitor receiving 5 Grand, Reserve or Honorable Mention, or a combination of those, may only use the highest three placing in any given project area.
6. Exhibitors must fill out the Exhibitor of the Year application form and turn it into the fair office in the Community Building no later than Saturday of the Fair at 9 a.m. Any exhibitor not turning in their form, or turning a form in late, will be eliminated from consideration. Any project areas judged after Saturday of the fair, 9 a.m. may be added to the exhibitor's form, at the exhibitor's

EXHIBITOR OF THE YEAR CONTINUED

request at the conclusion of the project area judging. Exhibitor of the Year application forms will be verified prior to the award being announced.

7. Exhibitor of the Year application forms will be available at the Fair Office in the Community Building during the week of the fair.
8. Exhibitor of the Year can only be won once by an exhibitor.

Points:

Grand Champion = 3 points

Reserve Champion = 2 points

Honorable Mention/Breed/Variety = 1 point

First Place Showmanship = 3 points

Second Place Showmanship = 2 points

SWEEPSTAKES SHOWMANSHIP

Superintendents:

Megan Tomasek (810) 334-2349

Email: metomasek@live.com

Hannah Tomasek (810) 335-3230

Judging: Saturday at Noon

Location: Show Arena

Check In Time: Saturday at 11:30 a.m.

Awards: Cash prizes, award ribbons and overall trophy.

Registration: Grand & Reserve Champion Showmanship exhibitors in each species must confirm their participation by the conclusion of their species judging.

Project Requirements:

1. All Grand and Reserve Champion Showman from Beef, Dairy, Sheep, Swine, Horses, Poultry, Veal, Rabbits, Walking Fleece and Llamas are eligible and required to compete. If Grand and Reserve showman in a species is showing in another species, the alternate in that species will be determined to be the next eligible showman.
2. Participants must complete the Sweepstakes information form given to them by their project animal superintendent and return it to the office by the end of the day of their project judging.
3. First Place Overall Sweepstakes Showman will be awarded \$50 cash award and a traveling trophy.
4. Superintendents and/or their assistants from each species are encouraged to attend and assist in preparation of the contest.
5. All contestants shall wear dark colored slacks and white/light colored shirts. Appearance will be judged at time of check in (11:30-11:45).
6. Highest total score wins (in case of tie, the tie will be broken by a preset oral question).

7. No horse bits – only halters will be used.
8. In concern over safety of the exhibitor, an age limit of 11 and older will be allowed.
9. Study guides will be provided by superintendent on each project area. The information regarding animal specifics will be able to be found in the fair office during the week of fair.

PET PARADE

Superintendents:

Dave Fiedler (810) 327-2630

Susan Wallace

Event: Saturday at 3 p.m.

Location: Show Arena

Entry Deadline: Start Saturday at 2:30 p.m.

Premiums: None.

Guidelines:

The Pet Parade is open to all youth and will be held Saturday of the fair starting at 3 p.m. Pets cannot include animals already exhibited at the fair. Animals must be under control and paraded by carrying or leading around a ring. Age is determined on January 1st of the current year. Participation ribbons awarded, but no premiums paid. Class may be split or combined at the discretion of the Pet Parade Superintendents.

- Judged by a panel of 3, using 1-10 scale, rating individually
- Pet does not have to be owned by exhibitor.
- Pet can only be shown once.
- Child can only show once.
- No swine of any kind may enter the fairgrounds unless moved directly to a slaughter facility from the fairgrounds.
- All dogs must have their dog license tag on their collar.
- All pets must stay in designated area.

Division 1 – Pet Parade

Best costumed pet & owner

Most unusual pet

Pet with longest tail

Best trick

Division 2 – Pet Handler

Pet Handler 4 years or younger

Pet Handler 5-6 years old

Pet Handler 7-8 years old

Pet Handler 9-19 years old

Pet Handling Group of any age (One or more people with one or more pets participating as a group).

OPEN CLASS (ADULT ONLY) EXHIBITOR INFORMATION

Superintendents:

Linda Thueme (586) 727-1008

Email: lthueme@comcast.net

Entry Deadline: July 1, register online

Judging: Monday, no interviews

Location: Demonstration Hall

Project Set Up: Friday from 6 to 8:30 p.m.

Check in Time: Sunday Noon & 5 p.m.

Check out Time: Sunday between 8-10 a.m.

Premiums: Grand Champion \$25 & plaque, Reserve Champion \$15 and plaque.

Adult Exhibits Project Requirements:

1. Entry tags are pre-printed and given when projects are brought in.
2. The exhibitor may enter as many divisions as they wish, with an unlimited number of exhibits.
3. Exhibitors must have reached or exceeded their 20th birthday by January 1 of the current year in order to be eligible to show in the adult exhibit category.
4. The SCC Agricultural Society reserves the right to refuse any entry. Management reserves the right to determine whether an article is worthy of exhibition.
5. Exhibitors must complete online entries by July 1.
6. All precautions will be taken to safeguard all exhibits. It is distinctly understood that in no case shall the SCC Agricultural Society or its agents be held responsible for loss or injury of any person or articles while participating in or exhibiting at the fair.
7. Exhibits must be placed in the exhibit barn on **Sunday before fair, between Noon and 5 p.m.**, and receive a claim check for each exhibit. Judging will take place on Monday, with the exception of Creative Writing, with the exhibit barn opening for exhibition at 6 p.m. Exhibitor presence is not required during the judging and the barn will be closed to spectators during the judging process.
8. All articles must be claimed **on Sunday after fair, between 8-10 a.m.** by using the claim ticket process. Unclaimed articles will become the property of SCCAS.
9. The SCC Agricultural Society reserves the final and absolute right to mind all matters, questions or differences. It further reserves the right to amend or add to these rules.
10. Each exhibit will receive a rating ribbon, A, B or C. Grand and Reserve Champion and Honorable Mention ribbons will be awarded in all project areas, if warranted. Grand, Reserve and Honorable Mention ribbons can only be awarded to A-rated exhibits.
11. Exhibitors are subject to any and all applicable rules as outlined in the fair book.

12. Exhibits must remain on exhibition until Sunday at 8 a.m. when they are released. Future exhibition eligibility may be jeopardized if rules are violated.

OPEN CLASS (ADULT) NEEDLEWORK

Guidelines for Open (Adult) Needlework:

1. Size must be reasonable.
2. No re-exhibition of projects.
3. All exhibits may not consist of more than one article or piece unless permanently attached or affixed.
4. If the work was from a kit, please make a note on your entry tag.
5. All clothing must be cleaned and pressed. It is recommended that sewers should not wear their garments prior to exhibition.

Division 6301 – Adult Yarn Work

- | | |
|-----------------|------------------------------------|
| Class 01 | Adult, Crocheting |
| Class 02 | Adult, Crocheting, handspun yarn |
| Class 03 | Adult, Knitting |
| Class 04 | Adult, Knitting, handspun yarn |
| Class 05 | Adult, machine knitted item |
| Class 06 | Adult, rug hooking, braided, woven |
| Class 07 | Adult, weaving/spinning |
| Class 08 | Adult, Other |

Division 6302 – Adult Thread Work

- | | |
|-----------------|--|
| Class 20 | Adult, embroidery, cross stitch, counted cross st. |
| Class 21 | Adult, Needlepoint |
| Class 22 | Adult, Other |

Division 6303 – Adult Quilting

- | | |
|-----------------|--|
| Class 30 | Adult, hand quilted item, wearable |
| Class 31 | Adult, hand quilted item, non wearable |
| Class 32 | Adult, machine quilted item, wearable |
| Class 33 | Adult, machine quilted item, non wearable |
| Class 34 | Adult, 6 in. quilt block, unfinished edges |

Division 6304 – Adult Wearable Article/Outfit or Ensemble

- | | |
|-----------------|--|
| Class 40 | Adult, wearable article, outfit or ensemble/sewn |
|-----------------|--|

Division 6305 – Adult Non Wearable Article

Pillow, wall hangings, throws or stuff animals

- | | |
|-----------------|--|
| Class 50 | Adult, non-wearable article that has been sewn |
|-----------------|--|

Division 6306 – Adult Sewing Kits

- | | |
|-----------------|---|
| Class 60 | Adult/Any kit or pre-printed panel/sewn |
|-----------------|---|

OPEN CLASS (ADULT) CULINARY ARTS

Guidelines for Open (Adult) Culinary Arts:

1. Size must be reasonable.
2. No re-exhibition of projects.
3. No mixes or commercially prepared foods can be used.
4. For safety and health purposes, all perishable entries with the exception of decorated cakes will become the property of the fair.
5. All food preparation entries, with the exception of pies and decorated cakes, are to be exhibited on paper plates or board squares, placed in a Ziploc bag with the entry tag attached.
6. Decorated cakes to be set up.
7. Decorated cakes may be made from a mix.
8. Decorated cakes must be made of all edible decorations except for wedding cakes which may have plastic or other materials for their dividers and top ornaments. No candy on decorated cakes, unless homemade. No crackers. Frosting must be homemade.
9. Decorated cakes are to be exhibited on a board covered with foil. If not, they will be judged, but given one grade lower.
10. Recipe to be attached to all baked goods.

Division 6401 - Adult Cookies

- Class 01** Adult, dropped cookies, 3 cookies
Class 02 Adult, shaped cookies, 3 cookies
Class 03 Adult, rolled cookies, 3 cookies
Class 04 Adult, bar cookies, 3 cookies

Division 6402 – Adult Cakes

- Class 20** Adult, 3 cake squares, unfrosted
Class 21 Ad, 3 plain unfrosted cupcakes, papers allowed
Class 22 Adult, 3 frosted cupcakes, papers allowed
Class 23 Adult, Cakes

Division 6403 – Adult Breads

- Class 30** Adult, quick bread, one loaf or 3 muffins
Class 31 Adult, yeast bread, do not use bread machine
Class 32 Adult, 3 yeast rolls
Class 33 Adult, coffee cake
Class 34 Adult, sweet rolls or donuts, exhibit 3
Class 35 Adult, foreign pastries

Division 6404 – Adult Pies

- Class 40** Adult, Fruit Pies
Class 41 Adult, Fruit tarts, exhibit 3

Division 6405 – Adult Cake Decorating

- Class 51** Adult, cut-out cakes

- Class 52** Adult, decorated cakes
Class 53 Adult, form pan cakes
Class 54 Adult, decorated confections, candy, gingerbread
Class 55 Adult, wedding cakes

Division 6406 – Adult Hor d'Oeuvres

- Class 56** Adult, 3 creations on plate in Ziploc bag

Division 6407 – Adult Gluten Free

- Class 57** Adult, Gluten Free cookies
Class 58 Adult, Gluten free cake
Class 59 Adult, Gluten free bread
Class 60 Adult, Gluten free pie

Division 6408 – Adult Canned Fruits & Vegetables

- Class 01** Adult, 3 jars, 3 kinds of fruit
Class 02 Adult, 3 jars, 3 kinds of tomatoes, including juice
Class 03 Adult 3 jars, each of different product
Class 04 Adult, 3 jars, pickles, each a different kind
Class 05 Adult, 3 jars, 3 kinds of jam, jellies*

*Jellies or preserves. Different size jelly jars are acceptable in this Division. Each jar should be labeled as follows: Product, name, address, division, class, contents, date.

Exhibits may be made in either pint or quart jars. The jars should be of uniform type. Do not use artificial coloring or bleaching agents. All canned goods to be preserved in the last 12 months.

Division 6409 – Adult Food Gifts in a Jar

- Class 10** Adult, desserts (cookies, cakes, etc.)
Class 11 Adult, soups
Class 12 Adult, other

OPEN CLASS (ADULT) FINE ARTS

Guidelines for Open (Adult) Fine Arts:

1. Size must be reasonable.
2. No re-exhibition of projects.
3. All exhibits may not consist of more than one article or piece unless permanently attached or affixed.
4. If the work was not original, meaning from a kit, make a note on your entry tag.
5. Drawings must be matted on a hard surface. Framing will not be considered in the judging (Division 6504).
6. **Do not put glass in frames.**

Division 6501 – Adult Ceramics

- Class 01** Adult, ceramic item, exhibitor cleaned greenware
Class 02 Adult, ceramic item, exhibitor purchased bisque

- Class 03** Adult, plaster item
Class 04 Adult, porcelain item, exh. cleaned greenware
Class 05 Adult, porcelain item, exh. Purchased bisque

Division 6502 – Adult Scrap & Ecology Art

- Class 20** Adult, Scrap & Ecology

Division 6503 – Adult Painting

- Class 30** Adult, Painted Shirt
Class 31 Adult, Painted item, such as furniture

Division 6504 – Adult Fine Art

- Class 40** Adult, painting, acrylic/Tempra/oil
Class 41 Adult, water color
Class 42 Adult, charcoal drawing
Class 43 Adult, pencil drawing (#2 pencil not rec.)
Class 44 Adult, ink drawing (ballpoint not rec.)
Class 45 Adult, chalk/pastel drawing

OPEN CLASS (ADULT) FOLK ARTS

Guidelines for Open (Adult) Folk Arts:

1. Size must be reasonable.
2. No re-exhibition of projects.
3. All exhibits may not consist of more than one article or piece unless permanently affixed or attached.
4. If the work was not original, meaning from a kit, make a note on the entry tag.
5. No item of value to be used.

Division 6601 – Adult Felting & Fiber Art

- Class 01** Adult, hand felted item from any fiber
Class 02 Adult, machine felted item from any fiber
Class 03 Adult, product of fiber

Division 6602 – Adult Holiday Decoration

- Class 20** Adult, tree, small, handmade, no ceramic
Class 21 Adult, wreath
Class 22 Adult, centerpiece
Class 23 Adult, Christmas-type tree, any size, decorated
Class 24 Adult, Other

Division 6603 – Adult Scarecrow

Class 30 Adult, Scarecrow, one entry in this class
 All exhibits must be between 4 & 5 feet tall (from base to top including any headgear) and between 2-3 feet wide, at widest point, and must stand alone on its own base. Judged on creativity, uniqueness, attractiveness, good use of materials, and color. Scarecrows should not contain items of value.

Division 6604 – Adult Woodworking

- Class 40** Adult, woodworking with finished surface
Class 41 Adult, woodworking, unfinished or rustic surface
Class 42 Adult, refinished furniture, indoor/outdoor

OPEN CLASS (ADULT) PHOTOGRAPHY

Guidelines for Open (Adult) Photography:

1. Poster board to be cut to include a one-inch border around print on all 4 sides.
2. Use only poster board. No foam board and no writing on pictures. No framing. No matting.
3. Black and white or unprofessionally processed pictures only. Prints from a digital camera printed by exhibitor would be considered unprofessionally processed pictures.
4. List on back of poster board the type of camera and lens, type of phone camera.
5. Exhibits must be new photographs, not previously exhibited.
6. Digital prints must be unaltered, printed as the subject was photographed without enhancements.

Division 6701 – Adult Photography 5x7 Print

- Class 01** Adult, Black & White Print
Class 02 Adult, Color Print

Division 6702 – Adult Photography 8x10 Print

- Class 04** Adult, Black & White Print
Class 05 Adult, Color Print

Division 6703 – Adult Photography Digitally Enhanced 5x7 Enlargement

- Class 06** Black/white or color print digitally enhanced.

Division 6704 – Adult Photography Digitally Enhanced 8x10 Enlargement

- Class 07** Black/white or color print digitally enhanced.

OPEN CLASS (ADULT) ANTIQUES

Guidelines for Open (Adult) Antiques:

1. Size must be reasonable.
2. No re-exhibition of projects.
3. Antiques should not be less than 50 years old.
4. No exhibition of weapons, sharp objects or knives.
5. No books.

Division 6801 – Adult Antiques

- Class 01** Adult, Acc., handbags, gloves, shoes, boots, hats
- Class 02** Adult, Advertise., signs, bottles, tin containers
- Class 04** Adult, bottles, milk, cream, pop, medicine
- Class 05** Adult butter churn
- Class 06** Adult, copper, brass, iron
- Class 07** Adult, crockery, pottery
- Class 08** Adult, china, single item
- Class 09** Adult, furniture, small
- Class 10** Adult, games, toys
- Class 11** Adult, glass, carnival, depression, cut, etc.
- Class 12** Adult, household implements, flat irons, etc.
- Class 13** Adult, Indian artifacts
- Class 14** Adult, jars, dated and others
- Class 15** Adult, kitchenware, wooden, metal, etc.
- Class 16** Adult, lamps, lanterns
- Class 17** Adult, quilts, spreads or linen bedding
- Class 18** Adult, school items
- Class 19** Adult, tools, farm, misc., woodworking, etc.
- Class 20** Adult, other (please identify online entry)

OPEN CLASS (ADULT) AGRICULTURE

Guidelines for Open (Adult) Agriculture:

1. Loose grain must be in peck size container.
2. Select division number and class that corresponds with type of crop you are exhibiting.
3. Must be new exhibit, no re-exhibiting of project will be allowed.

Division 7101 – Adult Crops

- Class 01** Adult, Navy Beans, 1 peck
- Class 02** Adult, Corn, 1 peck shelled
- Class 03** Adult, Wheat, 1 peck
- Class 04** Adult, Oats, 1 peck
- Class 05** Adult, Barley, 1 peck
- Class 06** Adult, Soybeans, 1 peck
- Class 07** Adult, other small grains, 1 peck, (specify online)
- Class 08** Adult, Sugar Beets, 3 beets, topped & tied tog.
- Class 09** Adult, square hay bale from current year
- Class 10** Adult, square straw bale from current year
- Class 11** Adult, Honey
- Class 12** Adult, Maple Syrup

OPEN CLASS (ADULT) FLORICULTURE

Guidelines for Open (Adult) Floriculture:

1. Size must be reasonable.
2. No re-exhibition of projects.
3. All exhibits may not consist of more than one article or piece unless permanently attached or affixed.
4. Exhibits in Division 6903 must be cared for at least 6 weeks prior to exhibition.

Division 6901 – Adult Live Flower Arrangement

- Class 01** Adult, flower arrangement, fresh flowers*
 - Class 02** Adult, flower arrangement, purchased flowers
 - Class 03** Adult, arrangement of live wildflowers
- *Flowers grown by exhibitor.

Division 6902 – Adult Dried/Silk Flower Arrangements

- Class 04** Adult, dried flower arrangement
- Class 05** Adult, silk flower arrangement

Division 6903 – Adult Indoor/Outdoor Garden

- Class 06** Adult, houseplant, flowering & foliage plants
- Class 07** Adult, dish/container gardens, terrariums*
- Class 08** Adult, hanging plants
- Class 09** Adult, cacti, succulents

*Planters, etc.

OPEN CLASS (ADULT) HORTICULTURE

Guidelines for Open (Adult) Horticulture:

1. Size of display container must be reasonable.
2. Must be home grown to exhibit in Division 7001-7003.
3. Not judged on type of container used, only on vegetables that are presented in Divisions 7001-7003.

Division 7001 – Adult Vegetable Garden

- Class 01** Adult, exhibit 3 different kinds of vegetables
- Class 02** Adult, exhibit 6 different kinds of vegetables

Division 7002 – Adult Fresh & Dried Herbs

- Class 03** Adult, display of cut herbs, 3 bunches, labeled
- Class 04** Adult, display of cut herbs, 6 bunches, labeled

Division 7003 – Adult Vegetable Container Garden

- Class 05** Adult, vegetable grown in portable container
- Class 06** Adult, herbs grown in portable container

Division 7004 – Adult Vegetable/Fruit Sculpture

- Class 07** Adult, fruit/vegetable sculpture

Vegetable/Fruits may be purchased or homegrown. Exhibit must be made of all edible decorations. Include a photo to be displayed (sculpture will be disposed of after judging).

OPEN CLASS (ADULT) FARM DECORATIONS

Division 7201 – Adult Farm Decorations

Class 01 Garden/Yard Art: Must be freestanding., weather proof, easily moveable. Made of all recycled materials, no purchased items to be used. May be hand painted. Resource: Pinterest

Class 02 Decorated Float: Using a child's wagon construct a float that is representing some aspect of the St. Clair County 4-H & Youth Fair. No items of value to be used. No glass. Must be able to roll on its wheels. Size should not be greater than 4'x 3'. Limit one entry in this class.

Class 03 Fairy House: use only recycled materials or handmade pottery to construct. Judging is of the fairy house only, not any included accessories.

Class 04 Wind Chimes: Made of all recycled materials. No purchased items to be used. Must be able to hang.

OPEN CLASS (ADULT) CREATIVE WRITING, SCRAPBOOK, GREETING CARDS

Guidelines for Open (Adult) Creative Writing:

1. All writing compositions must be final original works.
2. Entries are to be dropped off on Sunday. Results will be posted in exhibit area on Wednesday by 4 p.m.
3. All stories are not to be over 4 pages, with a minimum font size of 12 pt.
4. All writings should be in a folder with entry tag on front indicating your name and class. Without folder, exhibit will be lowered one rating.
5. Creative writing is judged only on the content of the story or poem, not on the covers. However, all writings should be typed.

Division 7301 – Adult Short Stories Fiction

Class 50 Adult, short story, fiction

Division 7302 – Adult Poem

Class 60 Adult, poem

Division 7303 – Adult Short Story Non-Fiction

Class 70 Adult, short story, non-fiction

Division 7304 – Adult Creative Writing Other

Class 80 Adult, other

Division 7305 – Adult Scrapbook

Class 90 Adult, scrapbook, one entry in this class

Division 7306 – Adult Greeting Cards

To be placed in a Ziploc-type bag. Limit of two entries in this division per exhibitor.

Class 01 Adult, handmade greeting cards

Class 02 Adult, machine made, such as cricket

ENTRY DEADLINE – JULY 1

No entries will be accepted after July 1

FAIR CAMPING

Camping Applications Due July 1 - \$100

Fee after July 1 is \$130

Campsite Size: 30' x 40'

RULES FOR CAMPING:

1. Parent/Guardian who fills out the camping application is responsible for campsite at all times and limited to Fair-affiliated people.
2. Campsite is only to be occupied by registered campers, with ADULTS 21 years and older supervision at all times.
3. Generators can be operated from 7 a.m. to 11 p.m.
4. Campfires will be allowed only by authorization of the S.C.C. Parks & Recreation, weather permitting. All campfires must be in an above-the-ground fire pit or sod cut back and replaced after fire cleaned up. **NO FIRES ON THE GRASS!**
5. Only one vehicle may be parked in camping vicinity. Additional vehicles must purchase a separate admission pass and park in designated parking facilities. Admission pass must be displayed in each vehicle at all times while in the campground. No unauthorized motorized vehicles, rollerblades, scooters, bicycles or skateboards permitted.
6. **A CAMPING PERMIT WILL BE ISSUED FOR EACH CAMPSITE PURCHASED. THE CAMPING PERMIT MUST BE DISPLAYED IN THE WINDOW FACING THE DRIVEWAY, OR THE CLOSEST WINDOW TO THE DRIVEWAY. FAILURE TO DO SO MAY RESULT IN YOUR CAMPER BEING TOWED.**
7. Campsites must clean up camping site during and after Fair, dispose of own trash, and return fire pit to its original state. If picnic tables are desired, supply your own, none provided.
8. Campsites must be quiet from midnight to 7 a.m. All campers must be at their campsite by midnight.
9. Alcoholic beverages are not permitted in the campground or fairgrounds.
10. Destruction of county property is prohibited.
11. Dogs are not allowed in the campground or fairgrounds.
12. The camping area will be determined at the sole discretion of the S.C.C. Agricultural Society, and is subject to change due to restrictions placed upon the Society by the County of St. Clair.
13. A separate application must be submitted for each campsite. A different adult must register for each campsite. Persons wishing to camp near each other **MUST** state on their application who they want to camp with, including the club name.
14. Camping superintendent will be available on Sunday prior to fair to assign camping lots. No campers or vehicles are to arrive prior to Saturday. Admission passes & camping fee receipt will be mailed by the fair office, but you must provide a self-addressed stamped envelope. If mailed, this will not include a S.C.C.A. S. membership. Any admission passes & camping receipt picked up by an adult at the fair office in person is eligible for membership.
15. If a self-addressed stamped envelope is not provided, the camping permits, map & weekly admission pass can be picked up at the Fair Office at Goodells County Park starting the Monday prior to the fair during Fair Office hours. See office hours posted on the fair website.
16. Camping applications/fees are **DUE NO LATER THAN JULY 1**. Any received after this date will be filled on an as-available basis only with an additional \$20 late fee assessed. Admission passes go up \$10 after July 1, so a camping fee of \$130 after July 1.
17. Campers can leave at any time, but please be courteous to your camping neighbors. It is not recommended that campers leave after 3 p.m. daily due to traffic congestion.
18. **NO DUMPING OF GRAY OR BLACK WATER TANKS ON THE FAIRGROUNDS.**
19. Failure to adhere to the above rules will lead to expulsion from the campgrounds. In case of expulsion, fees will not be refunded.
20. The S.C.C. Agricultural Society reserves the right to deny any camping application. By filling out an application you agree to abide by the rules stated herein.

Make Checks Payable to: S.C.C. Ag Society
Please Enclose a Self-Addressed Stamped Envelope with USPS
Stamp attached

Return to: Fair Office, P.O. Box 325, Marysville, MI 48040

CAMPING APPLICATION

Name: _____

Address: _____

City: _____ Zip _____

Telephone Number week of Fair: _____

Campsite Size: 30' x 40'

of Campsites: _____

☐

CAMPER

☐

TENT

☐ REQUEST 24/7 GENERATOR CAMPING

(If you check this box you will be placed in the generator-specific camping, and you can run your generator 24/7.)

4-H Club _____

(List 4-H club if you wish to be placed in a camping area near this club.)

I would request to camp by: _____

☐ VENDOR CAMPING (Food Vendors Camping)

CAMPING AND ADMISSION ORDER FORM

Camping

Prior to July 1 # Sites _____ x \$100 = \$ _____

Camping

After July 1 # Sites _____ x \$130 = \$ _____

Superintendent Camping 1 x \$ 50 = \$ _____ (Camping without a weekly admission pass, which is free to superintendents.)

Weekly Admission Passes

Prior to July 1 # Passes _____ x \$50 = \$ _____

Weekly Admission Passes

After July 1 # Passes _____ x \$60 = \$ _____

Total Enclosed: \$ _____

Mail Admission/Camping Application to (If different from above):

Name: _____

Address: _____

City: _____ Zip _____

Make Checks Payable to: S.C.C. Ag Society

Please Enclose a Self-Addressed Stamped Envelope with USPS Stamp attached

Return to: Fair Office, P.O. Box 325, Marysville, MI 48040