

# *St. Clair County Rabbit and Cavy Project Book 2020*

*This project record book is mandatory for the rabbit and cavy participant.*

*The Project Record Book is required of all exhibitors in order to show/sell and must be turned in completed to the Fair office by July 1<sup>st</sup> along with all entry forms and cage registrations*

Exhibitor's Name: \_\_\_\_\_

Name of 4-H Club: \_\_\_\_\_

Years in 4-H : \_\_\_\_\_ Years in Project: \_\_\_\_\_ Age as of 1/1/2020: \_\_\_\_\_

Entry division is based on exhibitor's age, not the years in the project.

[ ☐ ] Novice: Age 8-10 [ ☐ ] Young Age 11-12 [ ☐ ] Intermediate: Age 13 -14

[ ☐ ] Junior: Age 15-16 [ ☐ ] Senior: Age 17-19

The rabbit feed you use to feed your rabbits is: \_\_\_\_\_

Signed \_\_\_\_\_ Date \_\_\_\_\_ Signed \_\_\_\_\_

Exhibitor's Signature

4-H Project Leader

[put this page under the clear cover of your binder]

Attach a photo of you and your  
rabbit/cavy here



## Signatures

**\*\*\*By signing below, I am stating that I am familiar with this work and, to the best of my knowledge, the member completed this record book and the information included in it is correct.\***

Title	Signature	Date
Parent		
4-H Rabbit/Cavy Leader		

### Rabbit and Cavy Book Project Book Requirements

- The Rabbit and Cavy Project Book is required to be completed to show in the Rabbit and Cavy Project area at the St. Clair County Fair
- Project books should be placed in a white binder no larger than 2", with page 1 under the front overlay. **Attach a fair exhibitor tag to the front of the book, completely filled out.**
- Get required signatures and follow the directions on the top of each page. Do only the sections assigned to your age group.
- When putting your pages in the binder, put them in the order they are given to you and all pictures and additional information should be placed behind it.
- Do not put the record book pages in page protectors, but you may put your own additional pages in page protectors.
- Answers are found in the American Rabbit Breeders Association Standard of Perfection, Michigan 4H Showmanship Guide or resource listed at top of page.
- **Complete every page in the project book**, Rabbit Exhibitors need to fill out cavy portions and Cavy Exhibitors need to fill out rabbit portions.
- Do not leave any blank answers. Incomplete books will not be scored and will receive a C rating.
- Effort, creativity, correctness and completeness of answers will be used in judging the project record book. **No glitter** - glitter stickers are permitted though.
- **The project book given to you will be scored**, but you are encouraged to also add other information such as: -Information about your rabbitry/cavy- housing, feed, breeding, and so on. -Information about your specific breeds -Pictures of your rabbits/cavies, you showing your rabbits/cavies and so on -General Rabbit/Cavy Information -Anything rabbit/cavy related you would like to include. **Bonus points will be given. If there are ties, there may be interviews**, which will be held Monday of fair following Rabbit Science interviews. Names will be posted in the barn on Sunday of fair, of those to be interviewed.
- If you have any questions on The Rabbit and Cavy Project Book please contact Rob or Cathie Usakowski at 810-434-1194 or email at [robandcathie@yahoo.com](mailto:robandcathie@yahoo.com)
- Please visit the St. Clair County Rabbit and Cavy Developmental Committee page on FB, this is where you will find updates, information, tips and more on the rabbit and cavy projects.



## Your Rabbitry or Cavairy

Please tell us about where your rabbits/cavies live.

Everyone - you may add one additional page to answer this question (put right behind this page in your binder)

This image shows a single sheet of white paper with horizontal ruling lines. The lines are evenly spaced and run across the width of the page. There are no margins, text, or other markings on the paper.

# **Rabbit Glossary**

Found in Standard Of Perfection Rabbit Glossary.

Novice do 1-6. All other ages do 1-12.

Find and label the right term for each definition found in the SOP.

1. \_\_\_\_\_ A genealogy of the male and female ancestors, showing the date of birth, the parents, grandparents, and great grandparents. It also contains other information such as color, weight, and registration. Usually comes in a paper form when you buy a rabbit from a breeder or you make one yourself when you breed your own.
2. \_\_\_\_\_ A deviation from perfection or a physical imperfection.
3. \_\_\_\_\_ A mature rabbit of breeding age. For show classifications it is known as a senior.
4. \_\_\_\_\_ One or more defects, deformities, or blemishes that render a rabbit ineligible for competition or registration.
5. \_\_\_\_\_ A tail that is hard and brittle due to the loss of circulation. Not a disqualification unless broken and out of place.
6. \_\_\_\_\_ A venereal disease in rabbits that affects both sexes. This is indicated by a scabby, reddened sex organ, often excluding puss. A disqualification from competition and will be denied entry into fair.
7. \_\_\_\_\_ An abnormal growth of tissue that possesses no physiological function. A disqualification from competition.
8. \_\_\_\_\_ An abnormal tail, bent, carried, or twisted permanently to one side. A corkscrew tail with one or more turns. A disqualification from competition.
9. \_\_\_\_\_ The hide of the animal after it is removed
10. \_\_\_\_\_ An extra toe or functionless digit on the inside of the front legs.
11. \_\_\_\_\_ A localized area of inflammation caused by an infection under the skin, in a gland, or in a hair follicle. It may produce localized swelling, heat, and redness. A disqualification from the competition.
12. \_\_\_\_\_ The desired degree of perfection in condition. Fully prime in coat, color, and flesh.



## 4 or 6 Class Rabbits

*Resource is the Stand of Perfection*

*Novice do 1 thru 10, Everyone else - Complete all the page*

*Put a 4 or a 6 in the blank to tell what class the breed is in*

- |                          |                              |
|--------------------------|------------------------------|
| 1. ____ Mini Satin       | 11. ____ American Fuzzy Lop  |
| 2. ____ English Angora   | 12. ____ Tan                 |
| 3. ____ Jersey Wooly     | 13. ____ Satin               |
| 4. ____ Thrianta         | 14. ____ Standard Chinchilla |
| 5. ____ Lilac            | 15. ____ LionHead            |
| 6. ____ American Sable   | 16. ____ Havana              |
| 7. ____ Netherland Dwarf | 17. ____ Belgian Hare        |
| 8. ____ Creme D'Argent   | 18. ____ Cinnamon            |
| 9. ____ Polish           | 19. ____ English Lop         |
| 10. ____ Checkered Giant | 20. ____ American            |

List the breed(s) you raise and what class they are

_____	_____
_____	_____
_____	_____

## Rabbit Body Types -found in SOP

Please fill in the blank with the correct answers, Everyone does all

Name 5 Compact Breeds

---

---

---

---

---

Name 5 Commercial Breeds

---

---

---

---

---

Name 5 Arch Breeds

---

---

---

---

---

Name 5 Full Arch Breed

---

---

---

---

---

Name one Cylindrical Breed

---

List your breed(s) and their body types

---

---




## Rabbit Breeds

Match the picture of the rabbit to the breed name.

Found in the Standard Of Perfection.

Novice do 1-6. All other ages do 1-12



1. \_\_\_\_\_



2. \_\_\_\_\_



3. \_\_\_\_\_



4. \_\_\_\_\_



5. \_\_\_\_\_



6. \_\_\_\_\_




7. \_\_\_\_\_



8. \_\_\_\_\_



9. \_\_\_\_\_



10. \_\_\_\_\_





11. \_\_\_\_\_



12. \_\_\_\_\_

Match letter under correct breed: A.Lionhead, B.Lilac, C.Holland Lop, D.Tan,  
E.Palomino, F.Jersey Wooly, G.English Spot, H.Dutch, I.Harlequin, J.Belgian Hare,  
K.Silver, L.French Angora



## Cavies, Cavies Cavies

Resource is the Standard of Perfection

Novice do 1-5, Everyone else does all

1. How many breeds of cavies are accepted by the A.R.B.A? \_\_\_\_\_
2. Senior Boars and Sows are to be over 6 months or weight over \_\_\_\_\_.
3. All cavies are to have a definite appearance of \_\_\_\_\_ and \_\_\_\_\_.
4. On an Abyssinian, how many rosettes should be on each shoulder? \_\_\_\_\_.
5. An off center coronet, on a Coronet cavy is what? \_\_\_\_\_.
6. The Peruvian Cavy is a long coated breed that has rosettes, which creates a \_\_\_\_\_.
7. The ridges of hair found on the sides of the face of the Abyssinian or Abyssinian Satin cavy is called a \_\_\_\_\_.
8. An abnormality in which a cavy has an extra toe is called a \_\_\_\_\_.
9. A visible abnormal swelling or fatty growth under the eyelid on a cavy is called \_\_\_\_\_.
10. The erect hair running down the back of an Abyssinian or Abyssinian Satin is called \_\_\_\_\_.
11. The hair which falls over the face of a Peruvian or Peruvian Satin cavy is called a \_\_\_\_\_.



Be creative and have fun! Color the cavy, this page is for everyone to do



www.art1001.com

**This section goes by years you have been in the project**

**(Cavy notebooks only need to choose 2 from each section)**

**1 st year – Choose a minimum of 3 topics below – include these in your**

**Rabbit/Cavy Record Book** 1. Using a picture or diagram, label the major external parts of the rabbit/cavy in your own handwriting. 2. Write a description of at least 5 responsibilities of rabbit/cavy ownership, and explain why each one is important. 3. Describe the proper process of grooming your rabbit/ cavy. 4. Choose 3 showmanship steps, explain how to perform them, and why they are important. 5. List 3 things you should not feed your rabbit/cavy and describe why they are harmful.

**2 nd year – Choose a minimum of 3 topics below – include these in your**

**Rabbit/Cavy Record Book** 1. Name the five body types and name a breed and draw an example of each body type. 2. Choose 3 breeds of rabbits/cavy. Describe the important characteristics of three different breeds of rabbits/cavy, including body type, fur type, breed standard, and uses. 3. Define “disqualification” and give three examples. 4. List 5 ways to prevent disease in your rabbitry/caviary and tell why each one is important. 5. Identify the characteristics of a disease found in rabbits/cavy. Tell about the cause, symptoms, treatment, and prevention. 6. Complete a report on sportsmanship, appropriate dress and conduct for rabbit/cavy showmanship. Minimum 300 words 7. Explain the correct procedure for removing a rabbit from a cage, as well as the correct procedure for placing the rabbit back in it's cage. Draw a diagram, if necessary.



**3 rd year – Choose a minimum of 3 topics below – include these in your**

**Rabbit/Cavy Record Book** 1. List and describe the proper steps to take in posing your particular rabbit based on the breed standard in the American Rabbit Breeders Association Standard of Perfection. 2. Paste an ingredient label from your rabbit's/cavy food on a separate sheet, and choose 3 nutrients or ingredients and tell why each is an important part of your rabbit's/cavy diet. 3. Choose one external parasite and one internal parasite that can affect rabbits/cavies, explain how each is transmitted, the signs/symptoms, treatment, and prevention. 4. Describe the difference between 4 and 6 class breeds. Give at least 5 examples for each. 5. Draw and label the rabbit/cavy digestion system. 6. Describe the process of fostering kits. 7. List and describe the four different types of teeth found in rabbits/cavies, including how many individual teeth there are of each type.

**4 th year – Choose a minimum of 3 topics below – include these in your**

**Rabbit/Cavy Record Book** 1. Describe your rabbit/cavy hutch/cage as well as other equipment you use in your project. Draw your supplies and cage set up or include a photograph with your explanation. 2. Write a report on how to litter train a rabbit. 3. List and describe the differences in the four types of rabbit fur. Give an example of a breed for each type. 4. List and describe the three types of malocclusion for rabbits or cavies. 5. Determine the scientific order and family classification of rabbits and describe what characteristics rabbits have that fit into those categories. List 3 close relatives. 6. Explain the process a doe/sow goes through from breeding through weaning, including time frame and feeding requirements. 7. Describe the differences between fryer, roaster,

stewer and meat pen classes. List 3 meat breeds and give the pros and cons of raising each breed for meat. 8. Cavies give a explanation of the different coats on cavies. At least 200 words.

**5 th year and up – Choose a minimum of 3 topics below – include these in your Rabbit/Cavy Record Book**

1. List and describe the three uses for rabbits. Tell about your use of rabbits. 2. Discuss the process and purpose of coprophagy in rabbits. 3. List 3 running breeds, and describe something unique about each one. 4. List the two types of tattooing and include materials needed for each type. 5. Describe the difference between inbreeding and outcrossing, and give pros and cons of each breeding method. 6. Rabbits/cavies Keep a record of your income and expenses for the year and include these in your notebook. Tell why financial accountability is an important life skill. 7. Cavies - explain how to take care of a long haired cavies coat. 8. Cavies - explain scurvy , prevention and treatment.