




My Rabbit and Cavy Project Record Book



Due on or before July 1, 2019

To be turned into the Fair Office, Marysville

Required for all St Clair County rabbit/cavy project members

Member Name: _____

4H Age: _____ **Years in Rabbit/Cavy Project:** _____

Club: _____

Feed I Use: _____

By signing below, I am stating that I have completed this record book myself and, to the best of my knowledge, the information included in it is correct.

4-H member signature	Date

Signatures

***By signing below, I am stating that I am familiar with this work and, to the best of my knowledge, the member completed this record book and the information included in it is correct.*

Title	Signature	Date
Parent		
4-H club leader		

Rabbit and Cavy Book Project Book Requirements

- The Rabbit and Cavy Project Book is required to be completed to show in the Rabbit and Cavy Project area at the St. Clair County Fair
- Project books should be placed in a white binder no larger than 2", with page 1 under the front overlay. Attach a fair exhibitor tag to the front of the book, completely filled out.
- Get required signatures and follow the directions on the top of each page. Do only the sections assigned to your age group.
- When putting your pages in the binder, put them in the order they are given to you and all pictures and additional information should be placed behind it.
- Do not put the record book pages in page protectors, but you may put your own additional pages in page protectors.
- Answers are found in the American Rabbit Breeders Association Standard of Perfection, Michigan 4H Showmanship Guide or resource listed at top of page.
- **Complete every page in the project book**, Rabbit Exhibitors need to fill out cavy portions and Cavy Exhibitors need to fill out rabbit portions.
- Do not leave any blank answers. Incomplete books will not be scored and will receive a C rating.
- Effort, creativity, correctness and completeness of answers will be used in judging the project record book.
- **The project book given to you will be scored**, but you are encouraged to also add other information such as: -Information about your rabbitry/cavy- housing, feed, breeding, and so on. -Information about your specific breeds -Pictures of your rabbits/cavies, you showing your rabbits/cavies and so on -General Rabbit/Cavy Information -Anything rabbit/cavy related you would like to include. **Bonus points will be given. If there are ties, there may be interviews**, which will be held Monday of fair following Rabbit Science interviews. Names will be posted in the barn on Sunday of fair, of those to be interviewed.
- The project books will be graded and placed by Young, Novice, Intermediate, Junior and Senior, then, placed Overall top 5 books with a Grand and Reserve awarded
- If you have any questions on The Rabbit and Cavy Project Book please contact Rob or Cathie Usakowski at 810-434-1194 or email at robandcathie@yahoo.com

General Questions About Your 4-H Rabbit Project Please
complete questions for your showmanship animal or if no
showmanship rabbit, your best rabbit being shown at fair.

1. What breed is your rabbit?

2. What variety (and color group if it applies) is your rabbit?

3. Is your rabbit a 4-Class or 6-Class breed?

4. What are the complete weight ranges for each class for your breed according to the Standard of Perfection?

5. Name the 4 fur types recognized by the American Rabbit Breeders Association (ARBA): _____

What is the fur type of your rabbit?

6. What color should your rabbit's eye color be for it's variety according to the Standard of Perfection?

Does your rabbit have the correct eye color? (circle) Yes No

Is incorrect eye color a fault or a disqualification (DQ)? (circle) Fault DQ

7. Name the 5 body types recognized by the ARBA: _____

What body type is your rabbit?

8. How many breeds are currently recognized by the ARBA?

Novice and Young - Please choose 1 topic below and include it in your
Project Book

1. Using a picture or diagram, label the major external parts of the rabbit in your own hand writing. You may use the diagram of your choice or you may create your own. 2. Write a description of at least 5 responsibilities of rabbit ownership, and explain why each one is important. 3. Describe the proper process of grooming your rabbit. 4. Choose 3 showmanship steps, explain how to perform them, and why they are important. 5. List and describe the 5 step process of handling a rabbit. 6. List 3 things you should not feed your rabbit and describe why they are harmful.

Intermediate, Juniors and Seniors - Please choose 1 topic from the list above and 1 from the list below - for a total of 2 topics and include them in
your Project book.

1. Name the five body types and name a breed as an example of each body type. 2. Choose 3 breeds of rabbits. Describe the important characteristics of three different breeds of rabbits, including body type, fur type, breed standard, and uses. 3. Define “disqualification” and give three examples. 4. List 5 ways to prevent disease in your rabbitry and tell why each one is important. 5. Identify the characteristics of a disease found in rabbits. Tell about the cause, symptoms, treatment, and prevention. 6. Complete a report on sportsmanship, appropriate dress and conduct for rabbit showmanship. Minimum 200 words

All Cavy Exhibitors - Please include a description of Scurvy, how to prevent and treatment

Required for every year of the 4-H rabbit project: 4-H is a year-round experience. Throughout the year of your project, you will learn a lot! Please write a summary of your experiences for the current 4-H project year. You may write about how you have cared for your animal, genetics of breeding experiments, ARBA or 4-H show experiences, participation in volunteer activities with your rabbit, unusual happenings, challenges and triumphs.

This image shows a blank sheet of white paper with horizontal ruling lines. The lines are evenly spaced and run across the width of the page. There are no margins, text, or other markings on the paper.

Feed Tag Information Please attach a tag or label from one feed being used for your project animals. If a homemade mix is used please describe the mix on an additional page. All ages

1. What production level or type of animal is this feed designed for? (Ex. Lactating animal, growing animal, maintenance, etc.)
2. What is the Crude Protein level of this feed?
3. What is the main ingredient in this feed?
4. Is this a medicated feed? Other information related to your feeding program:

Show Room Etiquette - All ages

1. I should put my animal on the table and walk away True or False
2. I should be touching my animal and telling the judge at the table about the animal I put up. True or False
3. I should place my animal in the box and watch and listen and only talk to the judge if they talk to me. True or False
4. It's not okay to scruff my rabbit. True or False
5. If a question about the judges decision is asked, it is asked at the end of judging by the exhibitor - one at a time, in a respectful manner, never arguing or disrespectful, in a manner to gain knowledge to do better. True or False
6. You may use a rabbit that has been spayed or neutered? True or False
7. Congratulating our competitors on their placings, shows a great example of sportsmanship. True or False
8. Exhibitors should keep the area around their cages clean True or False
- 9 It's ok to use cracked or chipped dishes for water and feed True or False
- 10 It is okay to take your dishes and dip them in the food bin True or False
11. Everyone must sign up for a barn duty at fair in the rabbit barn
True or False
12. We should talk to barn visitors & show them animals True or False

Cavies



Everyone

1. What breed is your cavy? (if you have one) _____
2. What variety is your cavy?

3. What color group does your cavy belong to?

4. What are the long hair varieties

5. Name the 5 cavy breeds that also come in satin:

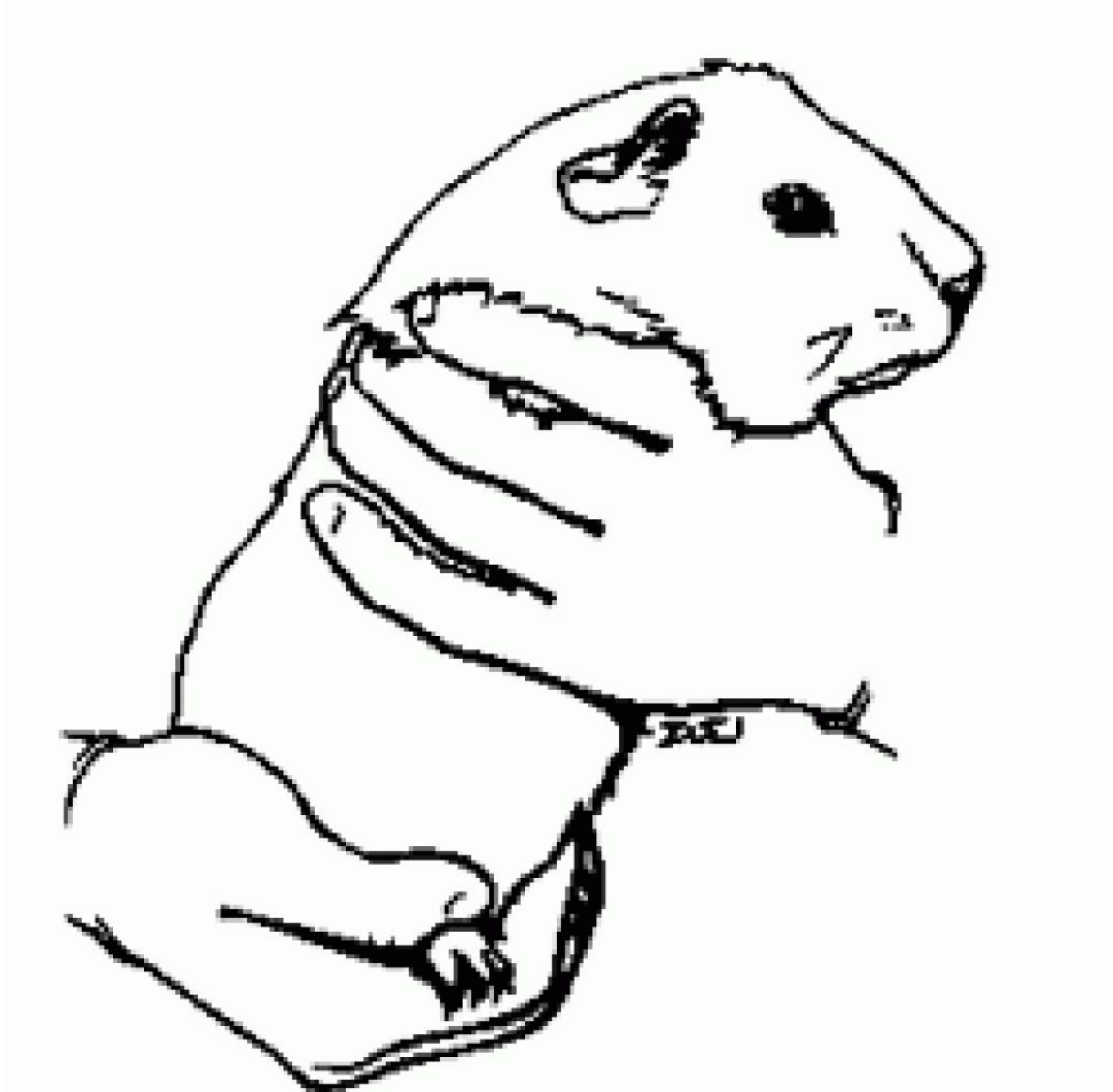
6. What vitamin does a cavy require as part of it's daily diet because it cannot be stored in its body? ____ Name 3 good sources of this vitamin:

7. Name 3 veggies a cavy should not have

8. How many toes should be on each front foot? _____
Each back foot? _____ What is it called when a cavy has an extra toe? _____
9. How many breeds are currently recognized by the ARBA?

10. What respiratory illness is transmittable from humans to cavies?

Color the Cavy - Everyone



Rabbit Breeds

Match the picture of the breed, to the breed name and information.
Found in the SOP - Everyone completes



1. _____




2. _____



3. _____



4. _____




5. _____



6. _____



7. _____



8. _____



9. _____



10. _____



11. _____



12. _____

A. **Mini Lop** (4 ½ - 6 ½ lbs)
Body type: Compact
Varieties: Solid and Broken

B. **New Zealand** (9-10 lbs)
Body type: Commercial
Varieties: Black, Broken, Red, and White

C. **Silver Fox** (9-12 lbs)
Body type: Commercial
Variety: Standard

D. **Californian** (8-10 ½ lbs)
Body type: Commercial
Variety: Standard

E. **Crème D'Argent** (8-11 pounds)
Body type: commercial
Variety: Standard

F. **Thrianta** (4-6 lbs)
Body type: Compact
Variety: Standard

G. **Dutch** (3 ½ - 5 ½ lbs)
Body type: Compact
Varieties: Black, Blue, Chinchilla, Chocolate, Grey, Steel, Tortoise

H. **Dwarf Hotot** (1 ¼ - 3 lbs)
Body type: Compact
Varieties: Black and Chocolate

I. **Himalayan** (2 ½ - 3 ½ lbs)
Body type: Cylindrical
Varieties: Black, Blue Chocolate, Lilac

J. **Lionhead** (1lb 1oz- 3 ¾ lbs)
Body type: compact.
Varieties: Ruby Eyed White, Tortoise, Chocolate, Seal, Siamese Sable

K. **Blanc de Hotot** (8-11 lbs).
Body type: Commercial
Varieties: Standard

L. **English Lop** (9 ½ lbs and over)
Body type: Semi Arch
Varieties: Solid and broken

Rabbit Glossary

Resource is Standard of Perfection
Novice do 1-6, all other ages do all 12

1. _____ A recessive gene that causes the rabbit to be white with pink eyes.
2. _____ The waviness in the fiber in a wool undercoat that is natural.
3. _____ A take away from perfection or physical imperfections.
4. _____ An animal that exhibits ideal condition of flesh and coat.
5. _____ A permanent identification mark in the left ear or both ears of a rabbit.
6. _____ The condition of a rabbit where the skin hangs loosely by its own weight.
7. _____ A colored pigment on the skin in the nose and mouth area that is foreign. Can be a disqualification in some breeds.
8. _____ The luster or reflection from naturally healthy fur.
9. _____ Short and stocky body type which is very compact.
10. _____ Ears with large, heavy tips with a distinctive fall or lop.
11. _____ The size increase of the spots in the side pattern of an English spot.
12. _____ The wool fiber that is the shortest and lies at the base of the wool coat.



MSU is an affirmative-action, equal-opportunity employer. Michigan State University Extension programs and materials are open to all without regard to race, color, national origin, gender, gender identity, religion, age, height, weight, disability, political beliefs, sexual orientation, marital status, family status, or veteran status.