


2018 Horse Project Record Book

Exhibitor's Name: _____

Club Name: _____

Number of years in the horse project area? _____



Clover Sprouts
Ages: 5-8



Members Signature: _____

Parents Signature: _____

Or

Leader Signature: _____

Resource to be used to complete this record book: Horse Science

2018 Project Record Book Point Sheet

Project record book must be complete, have a photo, and member signature and parent or leader signature, in order to be graded.

Page	Title	Pts. Received	Pts. Possible
1	Cover Page		5
2	Point Sheet	xxxx	0
3	Requirements		2
4	Project Photos		8
5	Safety Check		5
6	Pony-Hee-Hee		4
7-8	New Horse Words	xxxx	0
9	Bridle Information	xxxx	0
10	Whose Hose		3
11	Safe Bud Tips	xxxx	0
12	Grooming Tools		6
13	Bucky's Bucket		1
14	Match Up		10
15	Horse Maze		10
16-17	Horse Activities		10
18	Color Page		15
19	Lead Lines		4
20	Circle Riddle		6
21	My Horse		5
22	End Page		1

Your total point score: _____

Total points available: 95

2018 Project Record Book Requirements

1. All books are required to have a photo of the project animal or horse project related photo.
2. All book must be signed by exhibitor and parent or leader.
3. All pages must be completed regardless of incorrect answers.
4. Do not leave any blank answers.
5. Adults may help but not do this book, obvious adult contribution will be penalized.
6. Creativity, effort, correctness and completeness are the goal.
7. Coloring is allowed and encouraged and required on some pages.
8. Project book may be put in report covers.
9. No binders, puff paint or sheet protectors
10. This project record book must be completed and turned in at the May 1 at the 4-H Horse Leaders Meeting.

Lets get started!

Start date of book: ____/____/____

Name of Project Animal: _____

Project Photographs

Include at least four photos with captions that reflect what you do with your horse and/or how you care for him/her.

SAFETY CHECK

When you can check the following items off this list, You are a safe cloverbud!

I do:

- talk to a horse to let him know where I am.
- move slowly around horses so I do not scare them.
- catch my horse with a halter that fits well and has a strong lead rope.
- lead a horse from the near (left) side and walk with it.
- tie a horse safely & correctly to a sturdy place, like post or crossties.
- let an adult help me saddle a horse to ride.
- take someone with me so that I never ride alone.
- wear proper boots/shoes and a hard hat (if english) when riding.
- mount and dismount from the left side only.
- check the barn area for nails, glass, wire and cans (ask for help in removing them).

PONY-HEE-HEE

Jackie and Barney have mixed up all these jokes and answers. Can you match them back up? Write the number of the correct answer in each space.

A **Where does a pony clean its bridle?**
Answer: _____

B **What did the pony say to his stable mate on cold nights?**
Answer: _____

C **Where was the pony barber shop located?**
Answer: _____

D **How much did it cost to ride the wild pony?**
Answer: _____

1
A COUPLE OF BUCKS

2
IN A REIN SHOWER

3
NEIGH, BRRR!

4
MANE STREET



NEW HORSE WORDS

Aids – used to tell a horse what the rider wishes to do. The aids are the voice, hands, legs and weight.

Bedding - material placed in a stall to absorb moisture; such as shavings.

Bit - the metal part of a bridle that fits in the horse's mouth.

Boots - sturdy shoes used to protect the rider's feet.

Bridle - is used to steer. It includes the bit, reins and the headstall.

Breed - groups of horses with the same distant relatives and certain characteristics.

Class - part of a show in which horses or riders are asked to perform the same actions and are compared to each other.

Clipping - removing certain hair from a horse to give the horse a cleaner and neater appearance.

Color - basic hue of a horse's coat.

Conformation - the overall body shape of a horse.

Dewormer- medicine/chemicals given to horses to destroy worms living inside their bodies.

Equine - of or about horses.

Farrier- person whose job is to take care of the feet of horses by trimming and attaching shoes.

Feed - meals eaten by horses; it can be a combination of hay and grain.

Foal - a baby horse (colt is a male, a filly is a female).

Gait - manner of going or moving (walk is slow, trot/jog is faster, canter/lope is even faster).

Gelding - adult male that can not be a father.

Girth - helps hold the saddle on the horse's back.

Grain - processed plant seeds sometimes mixed with molasses & vitamins.

Groom - to clean and brush a horse.

Halter – an item put on the head which is used to lead the horse.

Hand - a unit of measurement which equals 4 inches; a pony cannot be more than 58 inches tall or 14.2 hands.

Hay - dried grass.

Hoof - the part of the horse that supports its weight. A horse has four hooves.

Lead - the beginning step in a canter or lope or the act of getting a horse to walk along beside you by using a halter and lead.

Mare - adult female horse that can become a mother (dam).

Markings - individual parts of a horse's color that makes it look different from other horses.

Mounting - getting up on a horse.

Pony - a horse that is 14.2 hands or smaller.

Saddle - the leather seat that is placed on the horse's back.

Saddle Pad - is placed under the saddle to absorb moisture & protect the horse's back.

School - practicing actions and behavior learned in training.

Show - an event to present your horse/pony for judging.

Sides - the off-side is the right side of a horse, the near side is the left side of a horse. Always mount and lead from the near side.

Stall - an area where a horse is housed. Most are 12' x 12' in size.

Stallion - adult male that can be a father.

Stirrup - part of the saddle where your feet go.

Stride - the length of a horse's step.

Tack - equipment used to help a rider control the horse (bridle, halter, saddle, reins, bit)

Training - the teaching of behaviors and actions to a horse.

Vaccination - medicine given to a horse in shots to prevent sickness.


Veterinarian - Doctor of animals.





WHOSE HOSE?


Starting at the faucets, see if you can figure out which hose leads to which water bucket.



•SAFE BUD• TIPS

1. Have a friend teach you to tie a •quick release knot• and use it when tying.
2. Put away all the supplies you get out.
3. Always close any gate or door you open.
4. Never tease or annoy a horse.
5. Keep your voice soft - He can hear you without yelling!
6. Do not punish your horse for being scared.
7. Leave other horses besides yours alone.
8. Always walk up to a horse correctly & safely.
9. When you stop working with your horse for the day, always quit on good terms.


BE SURE TO ASK FOR HELP WHEN YOU NEED IT!



GROOMING TOOLS

Identify where to use the following grooming equipment on the horse by drawing a line to the area.

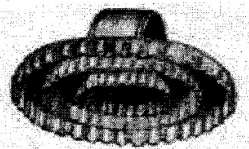
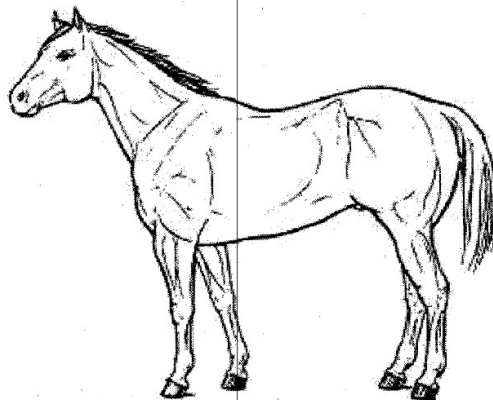

Finishing brush- is soft
& used to remove dirt the hair



Grooming cloth- is used
to wipe the horse




Hoofpick- used to
remove dirt from the hoof



Currycomb-
used in a circular motion
to lift dirt from the skin



Comb- use to remove
tangles






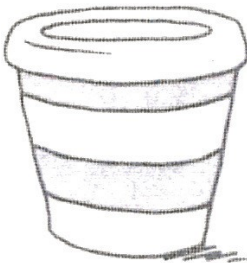
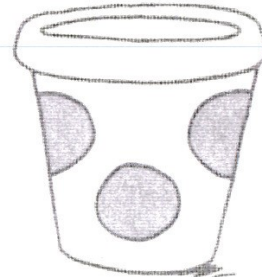

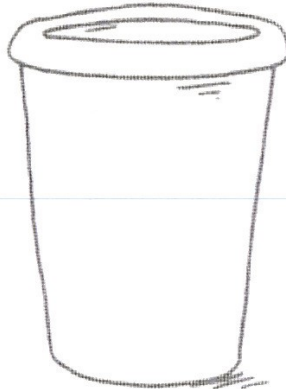

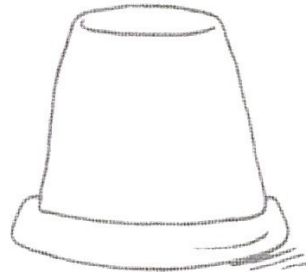
Dandy brush-
Used to remove
caked-on mud

BUCKY'S BUCKET

One of these buckets is Bucky's favorite for eating oats.
See if you can figure out which one it is from these clues:

Bucky's bucket . . .

- doesn't have his initial on it
- doesn't have handles
- isn't extra tall
- doesn't have straight up-and-down sides
- doesn't have stripes on it
- isn't extra short
- doesn't have dark gray circles on it
- isn't upside-down
- isn't solid gray



MATCH UP

Draw a line to connect each term with its meaning.

A special person, who likes horses and is not quite old enough to be a junior 4-H member.

Another name for a horse's foot.

A term that means teaching behavior and action to a horse.

A contest to compare abilities to examine and evaluate a horse's ability or conformation.

An event where you can demonstrate riding skills.

A club member, age 9-13.

A person that doctors on sick horses for a living.

A person who trims and shoes a horse's feet for a living.

The act of getting up on a horse.

A club member, age 14-19.

Horse Show

Horse Judging

Farrier

Mounting

Training

Cloverbud


Senior

Hoof

Veterinarian

Junior

**can you find the shortest
path from start to finish?**



MORE WORKSHEETS AT WWW.EDUCATION.COM/WORKSHEETS
COPYRIGHT © 2012-2013 EDUCATION.COM

CREATED BY:  education.com

Horse Activities

A. Activities: List any show, clinics, trail rides, etc. you have completed with your horse. Level: Area, County, National, Regional, or State.

Date / Location	Activity	Level of Competition	Placing / Award


B. Educational: List any seminars, meetings, presentations, horse bowls, etc. you have completed.

Date / Location	Activity	What I Learned




LEAD LINES

What a mess! These lead lines have gotten all tangled up. Help Jackie figure out whose line is whose. Write the letter of the correct pony in the space at the bottom.





CIRCLE RIDDLE

A girl took her pony for a ride one day. Two of her pony's legs went five miles, but the other two went six miles! How is that possible? To find out, write down EVERY OTHER letter as you go clockwise around the circle starting with "T" (you'll have to go around twice). The letters will spell out the answer.



Answer: _____

My Horse



The End

Date Completed ___/___/___



Project record book created by: 4-H Horse Leaders project record book committee in conjunction with MSUE 4-H Program Staff

MICHIGAN STATE
UNIVERSITY

Extension

MSU is an affirmative-action, equal-opportunity employer. Michigan State University Extension programs and materials are open to all without regard to race, color, national origin, gender, gender identity, religion, age, height, weight, disability, political beliefs, sexual orientation, marital status, family status or veteran status.