

# Bee Hive Frame Observation Data Sheet

Date: \_\_\_\_\_

Hive: \_\_\_\_\_

Top Box

Bottom Box

Frame No. \_\_\_\_\_

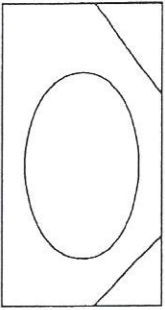
**Frame Observations:**

Drawn Comb	Capped Brood	Brood Area	Empty Cells	Eggs	Larva	New Bees	Queen Cups	Queen Peanut	Drone Cells	Spotted Queen	Capped Honey	Uncapped Honey
0-25%	Yes	3 - 5"	Yes	Yes	Yes	Yes	Yes	Yes	Yes	Yes	0-25%	0-25%
25-50%	No	6 - 8"	No	No	No	No	No	No	No	No	25-50%	25-50%
50-75%		> 8"		1/cell	Dead	# cups	# cells				50-75%	50-75%
100%				2/cell							100%	100%

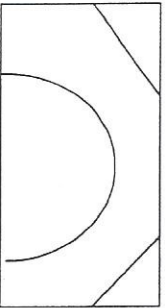
Side 1    Side 2    Both Sides

**Frame Description:**

Brood Frame




Brood Frame



Honey Frame



Other Frame Pattern



Draw pattern above

**General Observations:**

Number of Bees	Bees Bringing In Pollen	Other Observations (mites, laying worker, population change, weather conditions):
Covers 1 - 3 frames	Yes	
Covers 4 - 6 frames	No	
Covers 7 - 10 frames		

**Action Taken (e.g. frame changes, decision to feed, feed mixture, amount):**