




# My Rabbit and Cavy Project Record Book



**Due on or before June 15, 2017**

To be turned into the Fair Office, Marysville

Required for all St Clair County rabbit/cavy project members

**Member Name:** \_\_\_\_\_  
**4H Age:** \_\_\_\_\_ **Years in Rabbit/Cavy Project:** \_\_\_\_\_  
**Club:** \_\_\_\_\_  
**Feed I Use:** \_\_\_\_\_

By signing below, I am stating that I have completed this record book myself and, to the best of my knowledge, the information included in it is correct.

4-H member signature	Date

## Signatures

\*\*\*By signing below, I am stating that I am familiar with this work and, to the best of my knowledge, the member completed this record book and the information included in it is correct.\*

Title	Signature	Date
Parent		
4-H club leader		

### **Rabbit and Cavy Book Project Book Requirements**

- The Rabbit and Cavy Project Book is required to be completed to show in the Rabbit and Cavy Project area at the St. Clair County Fair
- Project books should be placed in a 1" white binder, with page 1 under the front overlay. Attach a fair exhibitor tag to the front of the book, completely filled out.
- Get required signatures and follow the directions on the top of each page. Do only the sections assigned to your age group.
- When putting your pages in the 1" binder, put them in the order they are given to you and all pictures and additional information should be placed behind it.
- Do not put the record book pages in page protectors, but you may put your own additional pages in page protectors.
- Answers are found in the American Rabbit Breeders Association Standard of Perfection or resource listed at top of page.
- **Complete every page in the project book**, Rabbit Exhibitors need to fill out cavy portions and Cavy Exhibitors need to fill out rabbit portions.
- Do not leave any blank answers. Incomplete books will not be scored and will receive a C rating.
- Effort, creativity, correctness and completeness of answers will be used in judging the project record book.
- **The project book given to you will be scored**, but you are encouraged to also add other information such as: -Information about your rabbitry/cavy- housing, feed, breeding, and so on. -Information about your specific breeds -Pictures of your rabbits/cavies, you showing your rabbits/cavies and so on -General Rabbit/Cavy Information -Anything rabbit/cavy related you would like to include. **Bonus points will be given. If there are ties, there may be interviews**, which will be held Monday of fair following Rabbit Science interviews. Names will be posted in the barn on Sunday of fair, of those to be interviewed.
- The project books will be graded and placed by Young, Novice, Intermediate, Junior and Senior, then, placed Overall top 5 books with a Grand and Reserve awarded

If you have any questions on The Rabbit and Cavy Project Book please contact Rob or

Cathie Usakowski at 810-434-1194 or email at

[robandcathie@yahoo.com](mailto:robandcathie@yahoo.com)

# 4 or 6 Class Rabbits

Resource is the Standard of Perfection

Novice do 1 thru 10, Everyone else - Complete all the page

Put a 4 or a 6 in the blank to tell what class the breed is in

- |                          |                             |
|--------------------------|-----------------------------|
| 1. ____ Tan              | 11. ____ American Fuzzy Lop |
| 2. ____ English Angora   | 12. ____ Dwarf Hotot        |
| 3. ____ Jersey Wooly     | 13. ____ Giant Chinchilla   |
| 4. ____ Thrianta         | 14. ____ Florida White      |
| 5. ____ Silver           | 15. ____ LionHead           |
| 6. ____ American Sable   | 16. ____ Mini Satin         |
| 7. ____ Netherland Dwarf | 17. ____ Belgian Hare       |
| 8. ____ New Zealand      | 18. ____ Harlequin          |
| 9. ____ Silver Marten    | 19. ____ English Lop        |
| 10. ____ Rhinelander     | 20. ____ Rex                |

List the breed(s) you raise and what class they are

_____	_____
_____	_____
_____	_____


## 4-H Rabbit Fitting and Showing Member Guide

Novice 1 - 5 , Everyone else completes 1-9 . Fill in the blanks

1. Consider both \_\_\_\_\_ and \_\_\_\_\_  
\_\_\_\_\_ when choosing a rabbit breed.
2. When choosing a rabbit for showmanship, it's a good idea to choose a rabbit that's older than \_\_\_\_\_ old.
3. All rabbits need a regular \_\_\_\_\_, especially before a show.
4. Check the rabbits eyes during showmanship, do this to make sure the rabbit isn't \_\_\_\_\_, doesn't have \_\_\_\_\_ or \_\_\_\_\_ eyes, and the the correct eye color for its breed.
5. On the rabbit showmanship scorecard, posing the rabbit on the table is worth \_\_\_\_\_ points.
6. The quiz at the end of showmanship may be \_\_\_\_\_ or \_\_\_\_\_.
7. In the United States, domestic rabbits were mainly used for \_\_\_\_\_ up until the late 1800's, when fanciers started breeding for \_\_\_\_\_.
8. The \_\_\_\_\_  
\_\_\_\_\_ was formed in Detroit in 1910.
9. The group was later renamed the \_\_\_\_\_  
\_\_\_\_\_.

# Rabbit or Cavy Breed

Everyone



Please tell us why you chose to raise the breed that you do. What makes that breed special to you. If you raise more than one, pick one breed.

Novice & Young - 3 sentences, Intermediates - 4 sentences, Junior & Seniors - 5 sentences

---

---

---

---

---

---

---

---

---

---

---

---

---

---

---

---

---

---

---

---

---

---

---

---

---

---


## Rabbit Glossary

Resource is the Standard of Perfection

Novice do-1 thru 6 , All other ages do all

---

1. \_\_\_\_\_ an extra toe or functionless digit on the inside of the front legs.
2. \_\_\_\_\_ an abnormal tail, bent, carried, or twisted permanently to one side.
3. \_\_\_\_\_ the area of the foot that carries the weight of the rabbit.
4. \_\_\_\_\_ the act of shedding or changing fur.
5. \_\_\_\_\_ areas of entangled wool or fur.
6. \_\_\_\_\_ the color of the intermediate portion of a hair shaft in Agouti patterned animals.
7. \_\_\_\_\_ a division within a breed or group determined by color.
8. \_\_\_\_\_ the color on the underside of the rabbit extending from the forelegs to the crotch area.
9. \_\_\_\_\_ a strong basal ridge of cartilage at the top of the head.
10. \_\_\_\_\_ fur with guard hairs missing or broken, exposing the undercoat.
11. \_\_\_\_\_ hind legs that turn inward at the hock, causing the toe portion to turn outward from the body.
12. \_\_\_\_\_ a coat of fur that quickly returns to its smooth normal position when stroked from the hindquarters to the shoulders.



FEED

Everyone complete

What brand of feed do you use? \_\_\_\_\_

How many times a day do you feed your rabbits or/and cavies? \_\_\_\_\_

How much do you feed each rabbit or/and cavies a day? \_\_\_\_\_

Attach your feed tag below

# Rabbit Body Types

Please fill in the blank with the correct answers, everyone does all

Name 5 Compact Breeds

---

---

---

---

---

Name 5 Commercial Breeds

---

---

---

---

---

Name 5 Arch Breeds

---

---

---

---

---

Name 5 Full Arch Breed

---

---

---

---

---

Name one Cylindrical Breed

---

List your breed(s) and their body types

---

---





## Cavies, Cavies, Cavies

Resource is the Standard of Perfection

Novice do 1 thru 6, everyone else complete all

1. How many breed of cavies are accepted by the A.R.B.A? \_\_\_\_\_
2. How many groups are the Abyssinian cavies shown in? \_\_\_\_\_
3. Name the groups for #2 \_\_\_\_\_  
\_\_\_\_\_
4. The long haired cavies may be shown on what? \_\_\_\_\_  
\_\_\_\_\_
5. When you bring a cavy to the table what should cease? \_\_\_\_\_  
\_\_\_\_\_
6. When you begin handling the cavy from the holding coop , you slip one hand underneath to \_\_\_\_\_ and the cavy and provide \_\_\_\_\_. Use the other hand to \_\_\_\_\_.
7. All cavies are to have a definite appearance of \_\_\_\_\_ and \_\_\_\_\_.
8. Below circle the general faults for all breed of Cavies:  
Urine Stains      Having Sheen to the Coat      Cow Hocks  
Boils                      Skin Tags                      Bare Spot
9. The Silkie cavy should have a broad head and a short, \_\_\_\_\_  
\_\_\_\_\_.
10. A Teddy cavy has hair shafts that have a \_\_\_\_\_ to them causing the coat to stand out.


# Cavies

TRUE OR FALSE –Everyone

Resource is Standard of Perfection

1. There are 5 “satinized” cavy breeds \_\_\_\_\_
2. The coat of an American cavy should be short and coarse \_\_\_\_\_
3. The Coronet cavy is to have two rosettes on its head \_\_\_\_\_
4. The Peruvian cavy’s coat may be parted in the middle of its back \_\_\_\_\_
5. Texel cavies are a long haired breed with a coat that forms ringlets \_\_\_\_\_

## Label The Cavies- Everyone



# Rabbit Breed ID

Novice complete the first row, everyone else complete all rows

Source: Standard of Perfection

---



**Breed:**

**Max. Weight:**



**Breed:**

**Max. Weight:**



**Breed:**

**Max. Weight:**



**Breed:**

**Max. Weight:**




**Breed:**

**Max. Weight:**



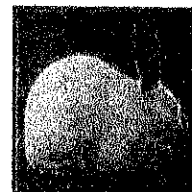
**Breed:**

**Max. Weight:**




**Breed:**

**Max. Weight:**




**Breed:**

**Max. Weight:**



**Breed:**

**Max. Weight:**



**Breed:**

**Max. Weight:**



MSU is an affirmative-action, equal-opportunity employer. Michigan State University Extension programs and materials are open to all without regard to race, color, national origin, gender, gender identity, religion, age, height, weight, disability, political beliefs, sexual orientation, marital status, family status, or veteran status.